



FOR IMMEDIATE RELEASE:  
 Thursday, June 28, 2007

FOR FURTHER INFORMATION:  
 Andrew Kohut, Director  
 Kim Parker, Senior Researcher

**Iraq Knowledge: Public Aware of Casualties, Troop Levels**  
**IRAQ DOMINATES NEWS LANDSCAPE IN FIRST SIX MONTHS OF 2007**

In the first six months of 2007, the Iraq war has captivated the public's interest and eclipsed most of the year's other major news stories, including the 2008 presidential election, two major Washington political scandals, and news from other international trouble spots. Iraq has been the most closely followed news story in 18 of the 22 weeks that Pew has been tracking public attentiveness to the news.

The only stories this year that have drawn greater public interest than the war were the Virginia Tech shootings in April and rising gas prices at the end of May. In addition, the release in early April of 15 British sailors and marines who were held captive by the Iranian government drew slightly more interest than the war to become that week's most closely followed news story.

<b>Most Closely Followed News Stories of 2007</b>		
<u>Week</u>	<u>#1 Most Closely Followed story</u>	<u># 2 Most Closely Followed story</u>
Jan 21-26	Iraq war	Kidnapped MO boys
Jan 28-Feb 2	Iraq war	2008 Campaign
Feb 4-9	Iraq war	Winter weather
Feb 11-16	Iraq war	Anna Nicole Smith
Feb 18-23	Iraq war	Anna Nicole Smith
Feb 25-Mar 2	Iraq war	Tornadoes
Mar 4-9	Iraq war	Walter Reed
Mar 11-16	Iraq war	Walter Reed
Mar 18-23	Iraq war	Missing Boy Scout
Mar 25-30	Iraq war	Anna Nicole Smith
Apr 1-6	Release of British hostages	Iraq war
Apr 8-13	Iraq war	Imus remarks
Apr 15-20	Virginia Tech	Iraq war
Apr 22-27	Virginia Tech	Iraq war
Apr 29-May 4	Iraq war	Pet food recall
May 6-11	Iraq war	Tornadoes & floods
May 13-18	Iraq war	Iraq policy debate
May 20-25	Gas prices	Iraq war
May 27-Jun 1	Iraq war	Tuberculosis case
Jun 3-8	Iraq war	Immigration
Jun 10-15	Iraq war	Immigration
Jun 17-22	Iraq war	Ohio woman

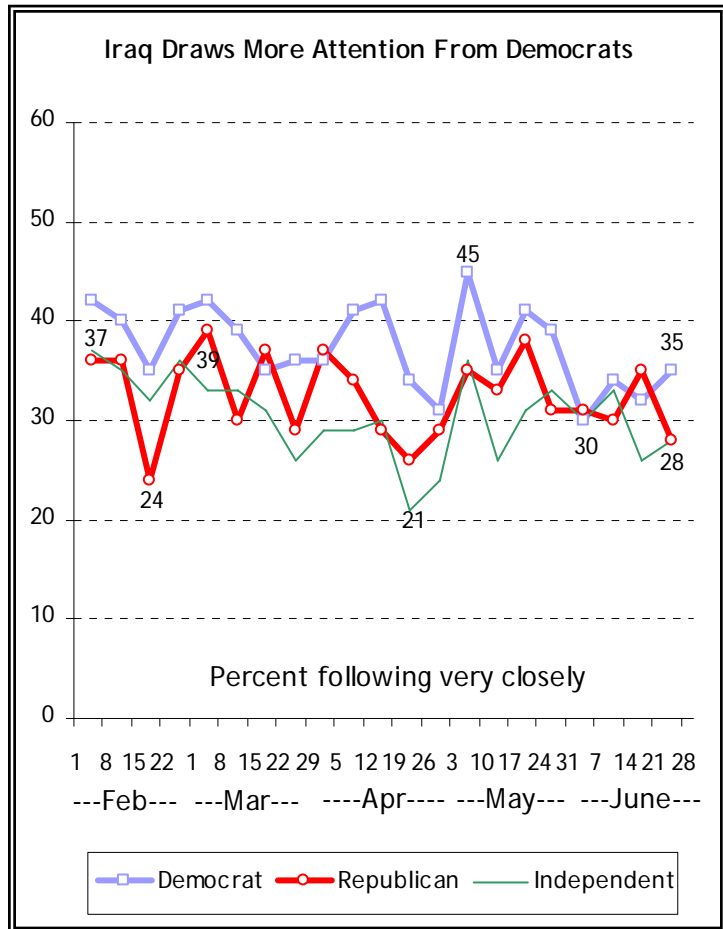
Respondents were asked which one of the six top news stories of the week they had followed most closely.

On average, about a third of Americans say they follow news about the Iraq war very closely each week. Last week, 30% followed the current situation and events in Iraq very closely, and 26% listed this as the single news story they were following more closely than any other. Democrats have consistently paid closer attention than Republicans to news about Iraq. Last

week, 35% of Democrats followed news about Iraq very closely, compared to 28% of both Republicans and Independents.

The Iraq war also has been the most heavily covered news story this year. During the first three months of 2007, more than 20% of the national newshole was devoted to Iraq, according to the Project for Excellence in Journalism. The war in Iraq has been among the five most covered news stories during every week this year. Media coverage of Iraq has focused more often on the policy debate over the war, as opposed to events on the ground in Iraq. Public interest, on the other hand, has been much more focused on events in Iraq.

These findings are based on the most recent installment of the weekly *News Interest Index*, an ongoing project of the Pew Research Center for the People & the Press. The index, building on the Center's longstanding research into public attentiveness to major news stories, examines news interest as it relates to the news media's agenda. The weekly survey is conducted in conjunction with The Project for Excellence in Journalism's *News Coverage Index*, which monitors the news reported by major newspaper, television, radio and online news outlets on an ongoing basis. In the most recent week, data relating to news coverage was collected from June 17-22, and survey data measuring public interest in the top news stories of the week was collected June 22-25 from a nationally representative sample of 1,017 adults.



## Iraq Knowledge

By and large, the public understands the broad contours of the situation in Iraq. Fully two-thirds know that the number of U.S. casualties so far this year is higher than the number of casualties during the same period last year. Nearly as many (61%) know that the number of U.S. troops serving in Iraq has gone up in recent months (only 5% think the troop level has gone down). A plurality of the public (49%) knows that approximately 3,500 U.S. soldiers have been killed since the start of the war; 12% think that number is higher and 29% think it is lower.

The public is less clear regarding some other specifics about the war. Roughly four-in-ten (41%) are aware that the Shia have the largest population in Iraq; 30% say the Sunnis are the largest group and 8% named the Kurds. About the same number could correctly recall the year in which the United States invaded Iraq: 38% know it was 2003, while nearly as many (35%) think the war began in 2002. In addition, 30% could correctly identify Gen. David Petraeus as the U.S. Commander in Iraq, and slightly fewer (27%) know that Nouri al-Maliki is the Prime Minister of Iraq.

Knowledge of both the general picture in Iraq and the specific details varies by gender, education and attentiveness to the story. Men are generally more knowledgeable than women about the war, though the differences are not dramatic. College graduates are better informed than those without a college degree, and this is particularly true on the more specific details about the war, such as the names of Gen. Petraeus and Prime Minister al-Maliki.

Those who are following news about Iraq very closely tend to know more about the war than those who are not paying as close attention. Even so, those who are paying at least fairly close attention are relatively well-informed.

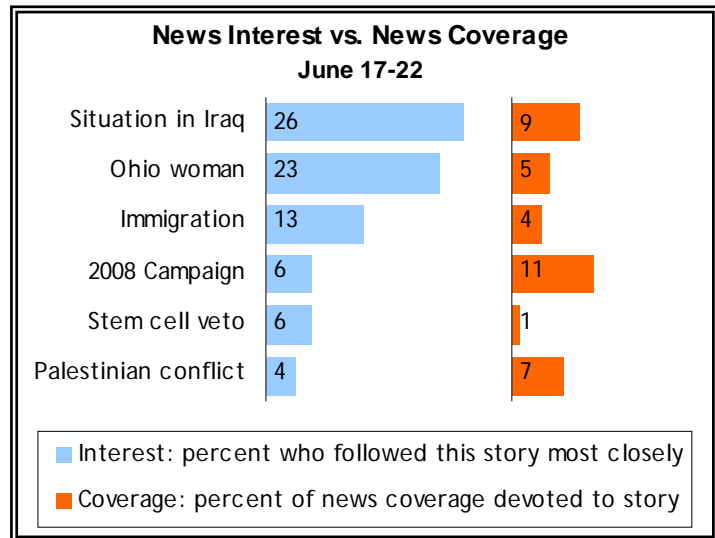
Widely Known Facts about Iraq	
<i>Number of U.S. military casualties this year vs. last:</i>	
Higher (correct)	66%
Lower	4
About equal	22
Don't know	8
	100
<i>Numbers of U.S. troops serving in Iraq has recently...</i>	
Gone up (correct)	61
Gone down	5
Stayed about the same	28
Don't know	6
	100
<i>Number of U.S. troops killed since beginning of the war:</i>	
1,500	9
2,500	20
3,500 (correct)	49
4,500	12
Other/Don't know	10
	100

Fewer Know Leading Figures in Iraq	
<i>Which Iraqi group has largest population?</i>	
Sunnis	30%
Shia (correct)	41
Kurds	8
Don't know	21
	100
<i>What year did U.S. invade Iraq?</i>	
2002	35
2003 (correct)	38
2004	9
2005	4
Don't know	14
	100
<i>Name U.S. Commander in Iraq:</i>	
Gen. David Petraeus (correct)	30
Gen. Peter Pace	13
Gen. John Abizaid	14
Don't know	43
	100
<i>Name of Iraqi Prime Minister:</i>	
Nouri al-Maliki (correct)	27
Muqtada al-Sadr	19
Mahmoud Abbas	15
Don't know	39
	100

While more Democrats than Republicans have paid close attention to news about Iraq, there are few major differences across party lines when it comes to basic knowledge about the war. One area where impressions clearly differ is on the question of whether U.S. military casualties have been higher or lower this year compared to a comparable period last year. Fully 78% of Democrats say casualties are higher this year; fewer independents (62%) and Republicans (59%) know this. In addition, Democrats are slightly more likely than Republicans to remember when the war started, while Republicans are more likely than Democrats to be able to identify Gen. Petraeus.

### Beyond Iraq: Last Week's Other Top Stories

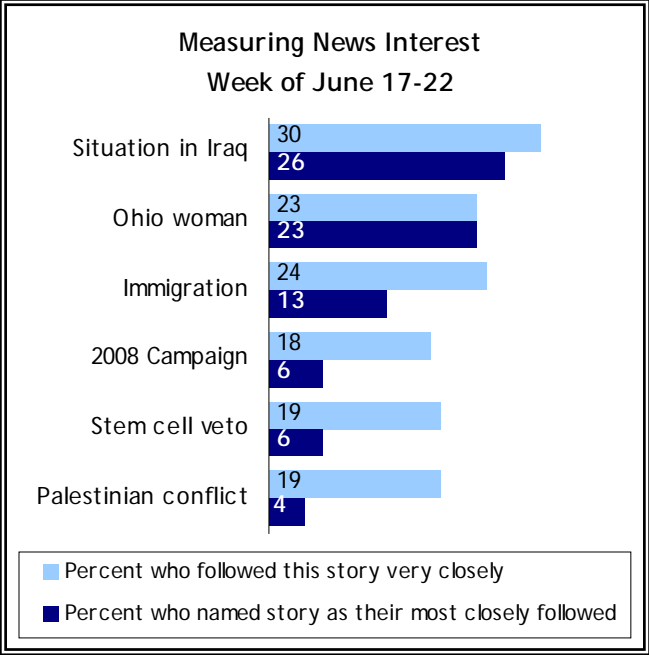
While events in Iraq dominated public interest last week, news about a pregnant Ohio woman, Jessie Davis, who was missing and later found dead drew a large audience. Nearly a quarter of the public (23%) followed the Davis story very closely and the same percentage said this was the story they followed most closely – making it the second most closely followed story for the week.



Davis's disappearance and murder drew much greater interest among women than men. It was the top story for women overall (31% of women listed this as their top story, while 22% listed Iraq). By contrast, men were much more focused on Iraq. Just 15% of men listed the Davis murder as their top story of the week, while twice as many (30%) cited Iraq. Overall, the national news media devoted 5% of its coverage to the Davis story, making it the week's fourth most heavily covered story (behind the 2008 campaign, the situation in Iraq, and the conflict between rival Palestinian groups). However, cable news devoted 15% of the newshole to the Davis story, making it the second most heavily covered story on cable for the week.

While there was less media coverage of the immigration debate last week than the previous week, public interest remained consistent. Roughly a quarter of the public (24%) followed news about immigration very closely, and 13% listed this as their most closely followed story.

The 2008 presidential campaign was the most heavily covered news story last week – 11% of the overall newshole was devoted to campaign news. Much of the coverage was driven by speculation that New York City Mayor Michael Bloomberg might join the race as an independent candidate. Public interest in the campaign was largely unchanged from the previous week: 18% followed campaign news very closely and 6% said this was the story they followed most closely. Democrats paid closer attention to the campaign than did Republicans (24% vs. 18% followed very closely). In spite of the Bloomberg story and its implications, independents paid even less attention to campaign news (13% followed very closely).



President Bush’s veto last week of a bill that would have expanded federally funded stem cell research – just the third veto of his presidency – received relatively little media coverage. Only 1% of the overall newshole was devoted to this story. Almost one-in-five (19%) Americans followed this story very closely, and 6% listed it as their most closely followed story of the week. Equal proportions of Republicans, Democrats and Independents tracked the story very closely.

The ongoing conflict between rival factions in the Palestinian territories continued to receive a substantial amount of media coverage (7% of the overall newshole for the week). Roughly one-in-five Americans (19%) followed the story very closely and 4% listed it as their most closely followed story of the week.

## About the News Interest Index

The *News Interest Index* is a weekly survey conducted by the Pew Research Center for the People & the Press aimed at gauging the public's interest in and reaction to major news events.

This project has been undertaken in conjunction with the Project for Excellence in Journalism's *News Coverage Index*, an ongoing content analysis of the news. The News Coverage Index catalogues the news from top news organizations across five major sectors of the media: newspapers, network television, cable television, radio and the internet. Each week (from Sunday through Friday) PEJ will compile this data to identify the top stories for the week. The News Interest Index survey will collect data from Friday through Monday to gauge public interest in the most covered stories of the week.

Results for the weekly surveys are based on telephone interviews among a nationwide sample of approximately 1,000 adults, 18 years of age or older, conducted under the direction of ORC (Opinion Research Corporation). For results based on the total sample, one can say with 95% confidence that the error attributable to sampling is plus or minus 3.5 percentage points.

In addition to sampling error, one should bear in mind that question wording and practical difficulties in conducting surveys can introduce error or bias into the findings of opinion polls, and that results based on subgroups will have larger margins of error.

For more information about the Project for Excellence in Journalism's News Coverage Index, go to [www.journalism.org](http://www.journalism.org).

## About the Pew Research Center for the People & the Press

The Pew Research Center for the People & the Press is an independent opinion research group that studies attitudes toward the press, politics and public policy issues. We are sponsored by The Pew Charitable Trusts and are one of six projects that make up the Pew Research Center, a nonpartisan "fact tank" that provides information on the issues, attitudes and trends shaping America and the world.

The Center's purpose is to serve as a forum for ideas on the media and public policy through public opinion research. In this role it serves as an important information resource for political leaders, journalists, scholars, and public interest organizations. All of our current survey results are made available free of charge.

All of the Center's research and reports are collaborative products based on the input and analysis of the entire Center staff consisting of:

Andrew Kohut, Director  
Scott Keeter, Director of Survey Research  
Carroll Doherty and Michael Dimock, Associate Directors  
Carolyn Funk, Richard Wike and Kim Parker, Senior Researchers  
Nilanthi Samaranyake, Survey and Data Manager  
April Clark, Juliana Menasce Horowitz, Robert Suls, Shawn Neidorf and Dan Cox, Research Associates  
James Albrightain, Executive Assistant

**PEW RESEARCH CENTER FOR THE PEOPLE & THE PRESS**  
**JUNE 22-25, 2007 NEWS INTEREST INDEX OMNIBUS SURVEY**  
**FINAL TOPLINE**  
**N=1,017**

Q.1 As I read a list of some stories covered by news organizations this past week, tell me if you happened to follow each news story very closely, fairly closely, not too closely, or not at all closely. First, **[INSERT ITEM; RANDOMIZE ITEMS] [IF NECESSARY “Did you follow [ITEM] very closely, fairly closely, not too closely or not at all closely?”]**

	<u>Very Closely</u>	<u>Fairly Closely</u>	<u>Not too Closely</u>	<u>Not at all Closely</u>	<u>DK/ Refused</u>
a. News about the current situation and events in Iraq					
<b>June 15-18, 2007</b>	<b>30</b>	<b>36</b>	<b>18</b>	<b>15</b>	<b>1=100</b>
<b>June 8-11, 2007</b>	<b>32</b>	<b>38</b>	<b>15</b>	<b>14</b>	<b>1=100</b>
<b>June 1-4, 2007</b>	<b>30</b>	<b>36</b>	<b>20</b>	<b>13</b>	<b>1=100</b>
<b>May 24-27, 2007</b>	<b>33</b>	<b>36</b>	<b>18</b>	<b>12</b>	<b>1=100</b>
<b>May 18-21, 2007</b>	<b>36</b>	<b>34</b>	<b>15</b>	<b>14</b>	<b>1=100</b>
<b>May 11-14, 2007</b>	<b>30</b>	<b>34</b>	<b>18</b>	<b>17</b>	<b>1=100</b>
<b>May 4-7, 2007</b>	<b>38</b>	<b>37</b>	<b>15</b>	<b>10</b>	<b>*=100</b>
<b>April 27-30, 2007</b>	<b>27</b>	<b>35</b>	<b>21</b>	<b>16</b>	<b>1=100</b>
<b>April 20-23, 2007</b>	<b>28</b>	<b>35</b>	<b>22</b>	<b>15</b>	<b>*=100</b>
<b>April 12-16, 2007</b>	<b>34</b>	<b>33</b>	<b>20</b>	<b>13</b>	<b>*=100</b>
<b>April 5-9, 2007</b>	<b>33</b>	<b>39</b>	<b>16</b>	<b>11</b>	<b>1=100</b>
<b>March 30-April 2, 2007</b>	<b>34</b>	<b>37</b>	<b>16</b>	<b>13</b>	<b>*=100</b>
<b>March 23-26, 2007<sup>1</sup></b>	<b>31</b>	<b>38</b>	<b>18</b>	<b>12</b>	<b>1=100</b>
<b>March 16-19, 2007</b>	<b>34</b>	<b>34</b>	<b>17</b>	<b>15</b>	<b>*=100</b>
<b>March 9-12, 2007</b>	<b>34</b>	<b>37</b>	<b>16</b>	<b>13</b>	<b>*=100</b>
<b>March 2-5, 2007</b>	<b>37</b>	<b>37</b>	<b>16</b>	<b>9</b>	<b>1=100</b>
<b>February 23-26, 2007</b>	<b>36</b>	<b>36</b>	<b>15</b>	<b>13</b>	<b>*=100</b>
<b>February 16-19, 2007</b>	<b>30</b>	<b>36</b>	<b>19</b>	<b>14</b>	<b>1=100</b>
<b>February 9-12, 2007</b>	<b>37</b>	<b>34</b>	<b>18</b>	<b>11</b>	<b>*=100</b>
<b>February 2-5, 2007</b>	<b>38</b>	<b>38</b>	<b>17</b>	<b>7</b>	<b>*=100</b>
<b>January 26-29, 2007</b>	<b>36</b>	<b>38</b>	<b>15</b>	<b>11</b>	<b>*=100</b>
<b>January 19-22, 2007</b>	<b>37</b>	<b>34</b>	<b>18</b>	<b>10</b>	<b>1=100</b>
<b>January 12-15, 2007</b>	<b>38</b>	<b>36</b>	<b>17</b>	<b>8</b>	<b>1=100</b>
January, 2007	46	40	8	5	1=100
<b>January 5-8, 2007</b>	<b>40</b>	<b>32</b>	<b>16</b>	<b>12</b>	<b>0=100</b>
December, 2006	42	39	12	7	*=100
<b>November 30-December 3, 2006</b>	<b>40</b>	<b>36</b>	<b>13</b>	<b>11</b>	<b>*=100</b>
Mid-November, 2006	44	38	12	6	*=100
September, 2006	33	43	14	8	2=100
August, 2006	41	39	12	7	1=100
June, 2006	37	43	13	6	1=100
May, 2006	42	35	15	7	1=100
April, 2006	43	36	13	7	1=100
March, 2006	43	38	12	6	1=100
February, 2006	39	42	12	6	1=100
January, 2006	40	40	12	7	1=100
December, 2005	45	38	11	5	1=100
Early November, 2005	41	40	13	6	*=100
Early October, 2005	43	36	15	6	*=100
Early September, 2005	32	40	20	7	1=100

<sup>1</sup> From May, 2003 to March 23-26, 2007, the story was listed as “News about the current situation in Iraq.”

**Q.1 CONTINUED...**

	<u>Very Closely</u>	<u>Fairly Closely</u>	<u>Not too Closely</u>	<u>Not at all Closely</u>	<u>DK/ Refused</u>
July, 2005	43	37	13	6	1=100
Mid-May, 2005	42	42	11	5	*=100
Mid-March, 2005	40	39	14	5	2=100
February, 2005	38	45	13	4	*=100
January, 2005	48	37	11	4	*=100
December, 2004	34	44	15	6	1=100
Mid-October, 2004	42	38	11	8	1=100
Early September, 2004	47	37	9	6	1=100
August, 2004	39	42	12	6	1=100
July, 2004	43	40	11	6	*=100
June, 2004	39	42	12	6	1=100
April, 2004	54	33	8	5	*=100
Mid-March, 2004	47	36	12	4	1=100
Early February, 2004	47	38	10	4	1=100
Mid-January, 2004	48	39	9	4	*=100
December, 2003	44	38	11	6	1=100
November, 2003	52	33	9	5	1=100
September, 2003	50	33	10	6	1=100
Mid-August, 2003	45	39	10	5	1=100
Early July, 2003	37	41	13	8	1=100
June, 2003	46	35	13	6	*=100
May, 2003	63	29	6	2	*=100
April 11-16, 2003 <sup>2</sup>	47	40	10	2	1=100
April 2-7, 2003	54	34	9	2	1=100
March 20-24, 2003	57	33	7	2	1=100
March 13-16, 2003 <sup>3</sup>	62	27	6	4	1=100
February, 2003	62	25	8	4	1=100
January, 2003	55	29	10	4	2=100
December, 2002	51	32	10	6	1=100
Late October, 2002	53	33	8	5	1=100
Early October, 2002	60	28	6	5	1=100
Early September, 2002 <sup>4</sup>	48	29	15	6	2=100
b. A missing Ohio woman who was nine months pregnant when she disappeared	<b>23</b>	<b>29</b>	<b>25</b>	<b>22</b>	<b>1=100</b>
<b>TREND FOR COMPARISON:</b>					
May 2003: Murder of Laci Peterson	31	31	21	16	1=100
c. George Bush's veto of a bill that would have expanded federally funded stem cell research	<b>19</b>	<b>26</b>	<b>23</b>	<b>31</b>	<b>1=100</b>
<b>TREND FOR COMPARISON:</b>					
June, 2005: The passage of a bill in Congress allowing stem cell research	21	35	21	22	1=100
Early September, 2001: George W. Bush's decision on federal funding for stem-cell research	31	34	18	15	2=100

<sup>2</sup> From March 20-24, 2003 to April 11-16, 2003, the story was listed as "News about the war in Iraq."

<sup>3</sup> From Early October, 2002, to March 13-16, 2003, the story was listed as "Debate over the possibility that the U.S. will take military action in Iraq."

<sup>4</sup> In Early September, 2002, the story was listed as "Debate over the possibility that the U.S. will invade Iraq."

**Q.1 CONTINUED...**

	<u>Very Closely</u>	<u>Fairly Closely</u>	<u>Not too Closely</u>	<u>Not at all Closely</u>	<u>DK/ Refused</u>
d. News about candidates for the 2008 presidential election	<b>18</b>	<b>31</b>	<b>21</b>	<b>30</b>	<b>*=100</b>
<b>June 15-18, 2007</b>	<b>17</b>	<b>32</b>	<b>26</b>	<b>25</b>	<b>*=100</b>
<b>June 8-11, 2007</b>	<b>19</b>	<b>30</b>	<b>24</b>	<b>26</b>	<b>1=100</b>
<b>June 1-4, 2007</b>	<b>16</b>	<b>27</b>	<b>32</b>	<b>24</b>	<b>1=100</b>
<b>May 24-27, 2007</b>	<b>22</b>	<b>33</b>	<b>23</b>	<b>22</b>	<b>*=100</b>
<b>May 18-21, 2007</b>	<b>18</b>	<b>31</b>	<b>24</b>	<b>27</b>	<b>*=100</b>
<b>May 11-14, 2007</b>	<b>18</b>	<b>30</b>	<b>23</b>	<b>28</b>	<b>1=100</b>
<b>May 4-7, 2007</b>	<b>23</b>	<b>34</b>	<b>21</b>	<b>21</b>	<b>1=100</b>
<b>April 27-30, 2007</b>	<b>14</b>	<b>30</b>	<b>29</b>	<b>26</b>	<b>1=100</b>
<b>April 20-23, 2007</b>	<b>18</b>	<b>28</b>	<b>27</b>	<b>27</b>	<b>*=100</b>
<b>April 12-16, 2007</b>	<b>18</b>	<b>28</b>	<b>27</b>	<b>27</b>	<b>*=100</b>
<b>April 5-9, 2007</b>	<b>25</b>	<b>30</b>	<b>26</b>	<b>19</b>	<b>*=100</b>
<b>March 30-April 2, 2007</b>	<b>20</b>	<b>29</b>	<b>27</b>	<b>23</b>	<b>1=100</b>
<b>March 23-26, 2007</b>	<b>20</b>	<b>32</b>	<b>22</b>	<b>26</b>	<b>*=100</b>
<b>March 16-19, 2007</b>	<b>15</b>	<b>28</b>	<b>29</b>	<b>27</b>	<b>1=100</b>
<b>March 9-12, 2007</b>	<b>24</b>	<b>30</b>	<b>23</b>	<b>23</b>	<b>*=100</b>
<b>March 2-5, 2007</b>	<b>19</b>	<b>31</b>	<b>26</b>	<b>23</b>	<b>1=100</b>
<b>February 23-26, 2007</b>	<b>22</b>	<b>33</b>	<b>24</b>	<b>21</b>	<b>*=100</b>
<b>February 16-19, 2007</b>	<b>18</b>	<b>32</b>	<b>22</b>	<b>27</b>	<b>1=100</b>
<b>February 9-12, 2007</b>	<b>24</b>	<b>30</b>	<b>24</b>	<b>21</b>	<b>1=100</b>
<b>February 2-5, 2007</b>	<b>24</b>	<b>36</b>	<b>22</b>	<b>18</b>	<b>*=100</b>
<b>January 26-29, 2007</b>	<b>24</b>	<b>33</b>	<b>23</b>	<b>20</b>	<b>*=100</b>
<b>January 19-22, 2007<sup>5</sup></b>	<b>24</b>	<b>27</b>	<b>22</b>	<b>26</b>	<b>1=100</b>
<b>2004 Presidential Election</b>					
November, 2004 (RVs)	52	36	8	4	*=100
Mid-October, 2004	46	30	12	11	1=100
August, 2004	32	38	16	14	*=100
July, 2004	29	37	18	15	1=100
April, 2004	31	33	19	16	1=100
Mid-March, 2004	35	34	18	13	*=100
Late February, 2004	24	40	23	12	1=100
Early February, 2004 <sup>6</sup>	29	37	20	13	1=100
Mid-January, 2004	16	30	27	26	1=100
Early January, 2004	14	32	30	23	1=100
December, 2003	16	26	27	30	1=100
November, 2003	11	26	34	28	1=100
October, 2003	12	27	28	32	1=100
September, 2003	17	25	30	27	1=100
Mid-August, 2003	12	27	27	33	1=100
May, 2003	8	19	31	41	1=100
January, 2003	14	28	29	28	1=100

<sup>5</sup> January 19-22, 2007 asked about "Recent announcements by prominent Democrats about plans to run for president in 2008."

<sup>6</sup> From May 2003 to Early February 2004 and in March 1992, the story was listed as "The race for the Democratic nomination." In January 2003, the story was listed as "Recent announcements by prominent Democrats about plans to run for president in 2004." In September 2000, Early September and July 1996, and May 1992, the question asked about "the presidential election campaign." In January, March and April 1996, the story was listed as "News about the Republican presidential candidates." In August 1992, the story was listed as "News about the presidential election." In July 1992, the story was listed as "News about the presidential campaign." In January 1992, the story was listed as "News about the Democratic candidates for the presidential nomination." In 1988, the story was introduced as being from "this past year" and was listed as "News about the presidential campaign in 1988."

**Q.1 CONTINUED...**

	<u>Very Closely</u>	<u>Fairly Closely</u>	<u>Not too Closely</u>	<u>Not at all Closely</u>	<u>DK/ Refused</u>
<b>2000 Presidential Election</b>					
Early November, 2000 (RVs)	39	44	12	5	*=100
Mid-October, 2000 (RVs)	40	37	15	8	*=100
Early October, 2000 (RVs)	42	36	15	6	1=100
September, 2000	22	42	21	15	*=100
July, 2000	21	38	20	20	1=100
June, 2000	23	32	23	21	1=100
May, 2000	18	33	26	23	*=100
April, 2000	18	39	22	20	1=100
March, 2000	26	41	19	13	1=100
February, 2000	26	36	21	17	*=100
January, 2000	19	34	28	18	1=100
December, 1999	16	36	24	23	1=100
October, 1999	17	32	28	22	1=100
September, 1999	15	31	33	20	1=100
July, 1999	15	38	24	22	1=100
June, 1999	11	25	29	34	1=100
<b>1996 Presidential Election</b>					
November, 1996 (RVs)	34	45	15	6	*=100
October, 1996	31	39	18	12	*=100
Early September, 1996	24	36	23	17	*=100
July, 1996	22	40	23	14	1=100
March, 1996	26	41	20	13	*=100
January, 1996	10	34	31	24	1=100
September, 1995	12	36	30	22	*=100
August, 1995	13	34	28	25	*=100
June, 1995	11	31	31	26	1=100
<b>1992 Presidential Election</b>					
October, 1992 (RVs)	55	36	7	2	0=100
September, 1992 (RVs)	47	36	11	6	*=100
August, 1992 (RVs)	36	51	11	2	0=100
July, 1992	20	45	26	9	*=100
May, 1992	32	44	16	8	*=100
March, 1992	35	40	16	9	*=100
January, 1992	11	25	36	27	1=100
December, 1991	10	28	32	30	*=100
<b>1988 Presidential Election</b>					
October, 1988 (RVs)	43	44	11	2	*=100
August, 1988 (RVs)	39	45	13	3	*=100
May, 1988	22	46	23	6	3=100
November, 1987	15	28	35	21	1=100
September, 1987	14	34	37	14	1=100
<b>e. The debate in Congress over new immigration policy</b>					
<b>June 15-18, 2007</b>	<b>24</b>	<b>28</b>	<b>22</b>	<b>26</b>	<b>*=100</b>
<b>June 8-11, 2007</b>	<b>22</b>	<b>32</b>	<b>21</b>	<b>25</b>	<b>*=100</b>
<b>May 24-27, 2007</b>	<b>24</b>	<b>29</b>	<b>20</b>	<b>26</b>	<b>1=100</b>
<b>April 12-16, 2007<sup>7</sup></b>	<b>27</b>	<b>31</b>	<b>22</b>	<b>19</b>	<b>1=100</b>
August, 2006	21	29	24	26	*=100
June, 2006	34	40	16	9	1=100
	36	41	15	7	1=100

<sup>7</sup> From April, 2006 to April 12-16, 2007, the story was listed as "The issue of immigration."

**Q.1 CONTINUED...**

	Very <u>Closely</u>	Fairly <u>Closely</u>	Not too <u>Closely</u>	Not at all <u>Closely</u>	DK/ <u>Refused</u>
May, 2006	44	33	13	9	1=100
April, 2006	39	34	16	10	1=100
f. The conflict in the Middle East between rival Palestinian groups	<b>19</b>	<b>31</b>	<b>23</b>	<b>27</b>	<b>*=100</b>
<b>June 15-18, 2007</b>	<b>20</b>	<b>31</b>	<b>24</b>	<b>25</b>	<b>*=100</b>

Q.2 Which ONE of the stories I just mentioned have you followed most closely, or is there another story you've been following MORE closely? **[DO NOT READ LIST. ACCEPT ONLY ONE RESPONSE.]**

- 26 News about the current situation and events in Iraq
- 23 A missing Ohio woman who was nine months pregnant when she disappeared
- 13 The debate in Congress over new immigration policy
- 6 News about candidates for the 2008 presidential election
- 6 George Bush's veto of a bill that would have expanded federally funded stem cell research
- 4 The conflict in the Middle East between rival Palestinian groups
- 7 Some other story (**SPECIFY**)
- 15 Don't know/Refused (**VOL.**)
- 100

Now I'd like to ask you about some things that have been happening in Iraq recently. Not everyone will have heard about them.

Q.3 Do you happen to remember when the U.S. initially invaded Iraq? Was it in...**[READ IN ORDER]**

- 35 2002
- 38 2003 *{correct}*
- 9 2004 **[OR]**
- 4 2005
- 14 Don't know/Refused (**VOL. DO NOT READ**)
- 100

Q.4 What's your impression about what's happened in Iraq so far this year? Has the number of American military casualties since January been higher, lower, or about equal compared to the same period last year?

- 66 Higher *{correct}*
- 4 Lower
- 22 About equal
- 8 Don't know/Refused (**VOL.**)
- 100

Q.5 Since the start of military action in Iraq, about how many U.S. soldiers have been killed overall? To the best of your knowledge, have there been around 1,500, around 2,500, around 3,500, or around 4,500 military deaths in Iraq?

- 9 Around 1,500
- 20 Around 2,500
- 49 Around 3,500 *{correct}*
- 12 Around 4,500
- 3 Other (**VOL.**)
- 7 Don't know/Refused (**VOL.**)
- 100

**Q.5 CONTINUED...**

Feb <u>2007</u>	Dec <u>2006</u>		April <u>2006</u>		Oct <u>2005</u>		June <u>2005</u>	April <u>2004</u>	
5	6	Around 1,000	4	Around 500	5	Around 500	4	28	Under 500
17	24	Around 2,000	16	Around 1,500	23	Around 1,000	13	<b>55</b>	<b>500 to 1,000</b>
<b>55</b>	<b>47</b>	<b>Around 3,000</b>	<b>53</b>	<b>Around 2,500</b>	<b>48</b>	<b>Around 2,000</b>	<b>54</b>	6	1,000 to 2,000
17	16	Around 4,000	19	Around 3,500	19	Around 3,000	24	4	More than 2,000
1	1	Other (VOL.)	1	Other (VOL.)	1	Other (VOL.)	--	--	Other (VOL.)
<u>5</u>	<u>6</u>	DK/Ref	<u>7</u>	DK/Ref	<u>4</u>	DK/Ref	<u>5</u>	<u>7</u>	DK/Ref
100	100		100		100		100	100	

**Correct answers for each trend in bold**

Q.6 In recent months, has the number of U.S. troops serving in Iraq gone up, gone down or stayed about the same?

61 Gone up *{correct}*  
 5 Gone down  
 28 Stayed about the same  
6 Don't know/Refused (VOL.)  
 100

Q.7 There are three major groups of people that live in Iraq: the Sunni, the Shia and the Kurds. As far as you know, which group has the largest population? [READ; ROTATE]

30 The Sunni  
 41 The Shia [OR] *{correct}*  
 8 The Kurds  
21 Don't know/Refused (VOL. DO NOT READ)  
 100

Q.8 Do you happen to know the name of the U.S. Commander in Iraq? Is it... [READ; ROTATE]

30 General David Petraeus *{correct}*  
 13 General Peter Pace  
 14 General John Abizaid  
43 Don't know/Refused (VOL. DO NOT READ)  
 100

Q.9 Do you happen to know the name of the Prime Minister of Iraq? Is it... [READ; ROTATE]

27 Nouri al-Maliki *{correct}*  
 19 Muqtada al-Sadr  
 15 Mahmoud Abbas  
39 Don't know/Refused (VOL. DO NOT READ)  
 100