

JULY 26, 2013

But More Approve than Disapprove

---

## Few See Adequate Limits on NSA Surveillance Program

---

**FOR FURTHER INFORMATION CONTACT  
THE PEW RESEARCH CENTER FOR THE  
PEOPLE & THE PRESS**

**Michael Dimock**

Director

**Carroll Doherty**

Associate Director

**Alec Tyson**

Research Associate

**Danielle Gewurz**

Research Analyst

1615 L St, N.W., Suite 700  
Washington, D.C. 20036  
Tel (202) 419-4372  
Fax (202) 419-4399  
[www.people-press.org](http://www.people-press.org)

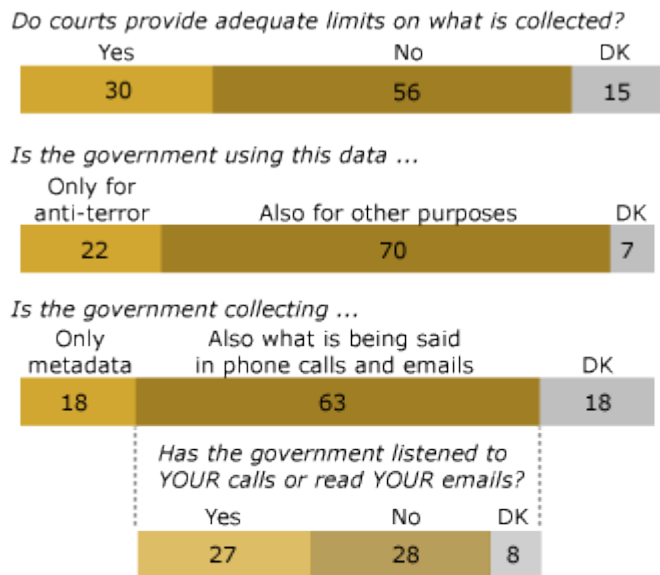
---

## But More Approve than Disapprove Few See Adequate Limits on NSA Surveillance Program

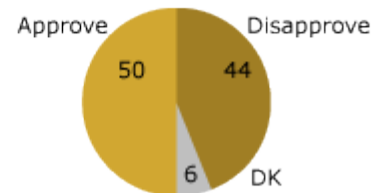
A majority of Americans – 56% – say that federal courts fail to provide adequate limits on the telephone and internet data the government is collecting as part of its anti-terrorism efforts. An even larger percentage (70%) believes that the government uses this data for purposes other than investigating terrorism.

And despite the insistence by the president and other senior officials that only “metadata,” such as phone numbers and email addresses, is being collected, 63% think the government is also gathering information about the content of communications – with 27% believing the government has listened to or read *their* phone calls and emails.

### Perceptions of the Government’s Data Collection Program



### Overall view of the program



PEW RESEARCH CENTER July 17-21, 2013.  
Figures may not add to 100% because of rounding.

Nonetheless, the public’s bottom line on government anti-terrorism surveillance is narrowly positive. The national survey by the Pew Research Center, conducted July 17-21 among 1,480 adults, finds that 50% approve of the government’s collection of telephone and internet data as part of anti-terrorism efforts, while 44% disapprove. These views are little changed from [a month ago](#), when 48% approved and 47% disapproved.

The divisions in public opinion about the government's data-collection program were mirrored in a congressional vote this week on the issue. On July 24, the [House of Representatives narrowly defeated an amendment](#) to scale back the NSA's telephone data collection.

Nationwide, there is more support for the government's data-collection program among Democrats (57% approve) than among Republicans (44%), but both parties face significant internal divisions: 36% of Democrats disapprove of the program as do 50% of Republicans.

While views of the program itself are mixed, the debate has raised public concern about whether anti-terror programs are restricting civil liberties.

Overall, 47% say their greater concern about government anti-terrorism policies is that they have gone too far in restricting the average person's civil liberties, while 35% say they are more concerned that policies have

not gone far enough to protect the country. This is the first time in Pew Research polling that more have expressed concern over civil liberties than protection from terrorism since the question was first asked in 2004.

As concern about civil liberties has grown, the issue now divides members of both parties. Roughly four-in-ten Republicans (43%) and Democrats (42%) say their greater

---

## Public's Divisions Reflected in House Vote on Curbing NSA

<i>Gov't's collection of phone &amp; internet data as part of anti-terrorism efforts ...</i>	<b>Approve</b>	<b>Disapprove</b>	<b>DK</b>
	%	%	%
Total	50	44	6=100
Republican	44	50	6=100
Democrat	57	36	6=100
Independent	47	48	4=100

PEW RESEARCH CENTER July 17-21, 2013. Q21.  
Figures may not add to 100% because of rounding.

---



---

## Government Surveillance: A Question Wording Experiment

The way government surveillance programs are described in opinion surveys can have a major effect on levels of public support.

[Click here](#) to see the results of a question wording experiment testing different descriptions of the government's surveillance program.

---



---

## Both Parties Divided in Civil Liberties Concerns over Anti-Terrorism Programs

<i>Bigger concern about anti-terror policies</i>	<i>Oct 2010</i>		<i>July 2013</i>		<b>Change restrict civ libs</b>
	<b>Too far restricting civ libs</b>	<b>Not far enough to protect</b>	<b>Too far restricting civ libs</b>	<b>Not far enough to protect</b>	
	%	%	%	%	
Total	32	47	47	35	+15
Republican	25	58	43	38	+18
Democrat	33	49	42	38	+9
Independent	35	44	52	33	+17

PEW RESEARCH CENTER July 17-21, 2013. Q10.

---

concern over anti-terror policies is that they have gone too far in restricting civil liberties, up sharply from three years ago (25% and 33% in 2010, respectively).

Republicans and Democrats also express similar opinions about news coverage of secret government anti-terrorism programs: Nearly identical percentages in both parties (45% of Democrats, 43% of Republicans) say that the news media should report information it obtains about the secret methods the government uses to fight terrorism, while 51% in each party say it should not.

This marks a change in opinion among both parties since 2006, when Bush administration anti-terror surveillance programs faced scrutiny. In May 2006, a Gallup/USA Today poll found that most Democrats supported news reporting on secret anti-terror programs, while most Republicans said the press should not divulge this information.

### Many Who Think Gov't Has Accessed *Their* Data Support the Program

The public's views of the government's anti-terrorism efforts are complex, and many who believe the reach of the government's data collection program is expansive still approve of the effort overall. In every case, however, those who view the government's data collection as far-reaching are less likely to approve of the program than those who do not.

People who believe the government is collecting what is actually being said in emails and phone calls are divided over the overall program: About as many approve (47%) as disapprove (50%) of the government's collection of phone and internet data as part of anti-terrorism efforts despite the impression that it is not limited to metadata.

Even among those who believe *their own* communications have been read or listened to, 40% approve of the program, while 58% disapprove.

---

#### Perceptions of Government's Data Collection and Views of Program

	<i>View of government data collection program</i>		
	<b>Approve</b>	<b>Dis-approve</b>	<b>DK</b>
	%	%	%
Total	50	44	6=100
<i>Among those who believe ...</i>			
Inadequate court limits	36	62	2=100
Gov't also using data for other purposes	43	53	4=100
Gov't collecting what's actually being said	47	50	3=100
Gov't read/listened to <i>your</i> communications	40	58	3=100

PEW RESEARCH CENTER July 17-21, 2013.  
 Figures may not add to 100% because of rounding.

---

Of those who say the government is using data for purposes other than to investigate terrorism, 43% approve of the government's data collection; 53% disapprove. Among the small minority (22% of the public) that says the data is only being used to investigate terrorism, 71% approve while just 23% disapprove.

And those who say federal courts do not place adequate limits on the information the government can collect disapprove of the program by a 62%-36% margin. Conversely, those who say there are adequate limits approve of it, 75%-21%.

### Some Suspect Political Motives in Use of Data

A broad majority of the public (70%) believes that the government also is using the data it collects through the NSA program for purposes other than to investigate terrorism. When those who express this view are asked an open-ended question about what other purposes the data is being used for, a range of responses are given, with many focusing on general concerns about government monitoring and spying.

About two-in-ten (19%) say the government is using this data to spy or "be nosy," and another 14% say it is being used for general purposes or monitoring.

But some say the government is collecting this data for political purposes: 13% say the government has a political agenda, while another 5% say it is being used for general profiling or targeting, to target interest and religious groups or for tax purposes.

---

#### What Other Purposes Is Government Using Data for?

<i>Based on those who say gov't uses data for purposes other than investigating terrorism</i>	<b>July 17-21</b> %
To control/spy/be nosy	19
To gather evidence on non-terror crimes	16
General purposes/monitoring	14
Political agenda/targeting	13
Whatever they want	10
Marketing/sell information	2
For protection/national security	2
Tax purposes	1
Targeting interest and religious groups	1
Other targeting/profiling	2
Other	3
Don't know	22
N	978

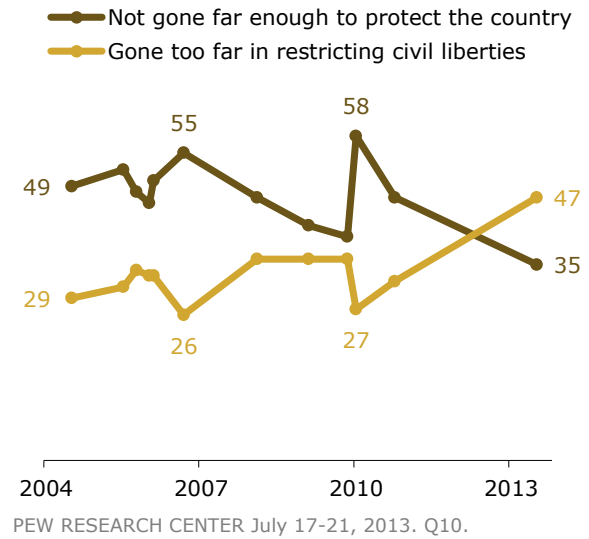
PEW RESEARCH CENTER July 17-21, 2013. Q24.  
Open-ended question; up to three responses accepted.  
Based on the 70% of the public who say the government is using the data it collects for purposes other than anti-terror.

---

## Rising Concern over Civil Liberties

Nearly half of Americans (47%) say their greater concern about government anti-terrorism policies is that they have gone too far in restricting the average person's civil liberties; 35% say their greater concern is that they have not gone far enough to adequately protect the country. There has been a 15-point rise in the percentage saying their greater concern is civil liberties since Pew Research last asked the question in October 2010. This is the first time a plurality has expressed greater concern about civil liberties than security since the question was first asked in 2004.

### Gov't Anti-Terror Policies Have ...



The increase in concern about civil liberties has taken place across the board, with double-digit shifts in opinion among nearly all partisan and demographic groups. Republicans prioritized security over civil liberties by a 58%-25% margin in 2010. Today, Republicans are as likely to say their

bigger concern is civil liberties (43%) as security (38%), a balance of opinion nearly identical to that among Democrats (42% civil liberties, 38% security).

While this change has been broad-based, the transformation among Tea Party Republicans stands out. Today, most Republican and Republican-leaning independent voters who agree with the Tea Party are more concerned that

### Tea Party Views on Civil Liberties Transformed

	Oct 2010		July 2013		Change in % civ libs
	Too far restricting civ libs	Not far enough to protect	Too far restricting civ libs	Not far enough to protect	
Total	32	47	47	35	+15
Republican	25	58	43	38	+18
Conservative	27	57	44	36	+17
Mod/Lib	21	60	41	43	+20
Democrat	33	49	42	38	+9
Liberal	30	55	50	27	+20
Mod/Cons	39	37	38	44	-1
Independent	35	44	52	33	+17
<i>Among Repts/Rep-leaning*</i>					
Tea Party	20	63	55	31	+35
Not Tea Party	28	51	40	42	+12

PEW RESEARCH CENTER July 17-21, 2013. Q10.  
\* Based on registered voters.

government programs are going too far in restricting civil liberties (55%). In October 2010, Tea Party Republican voters by about three-to-one (63% to 20%) said the programs did not go far enough in protecting the country.

Among Democrats and independents, increasing percentages also say their greater concern is that anti-terror policies have curbed civil liberties. About four-in-ten Democrats (42%) express this view, up from 33% three years ago. And the share of independents expressing greater concern over civil liberties has risen 17 points since 2010.

Those under the age of 30 stand out for their broad concern over civil liberties. By about two-to-one (60%-29%) young people say their bigger concern about the government's anti-terrorism policies is that they have gone too far in restricting the average person's civil liberties rather than not going far enough to protect the country.

There is also a substantial gender gap: by a 51% to 29% margin men are more concerned that government policies have gone too far in restricting civil liberties. Women are divided, with 42% more worried about civil liberties and 40% more concerned that government policies haven't gone far enough to protect the country.

### Young People More Concerned that Anti-Terror Policies Go Too Far in Restricting Civil Liberties

	Oct 2010		July 2013		Change in % civ libs
	Too far restricting civ libs	Not far enough to protect	Too far restricting civ libs	Not far enough to protect	
	%	%	%	%	
Total	32	47	47	35	+15
Men	36	45	51	29	+15
Women	29	49	42	40	+13
18-29	40	38	60	29	+20
30-49	32	45	48	36	+16
50-64	29	55	44	36	+15
65+	26	53	33	42	+7
College grad+	30	46	48	28	+18
Some college	35	44	51	32	+15
HS or less	32	50	42	42	+10

PEW RESEARCH CENTER July 17-21, 2013. Q10.

## Modest Partisan Differences in Perceptions of Data Collection

Overall, Democrats approve of the government's data collection program by a 57%-36% margin, while Republicans (44% approve, 50% disapprove) and independents (47% approve, 48% disapprove) are more divided.

Republicans and independents also perceive the program as more far-reaching in scope and less limited. For example, 64% of Republicans and 67% of independents believe the government is collecting not only metadata but also what is being said in phone calls and emails; slightly fewer (58%) Democrats share this view.

However, these gaps in opinion are relatively modest, as half or more Democrats believe the

program is not sufficiently limited by courts (51%), collects the content of communications (58%) and uses the data for purposes other than terrorism investigations (60%).

---

### Democrats Approve of Data Program, But Most Think Gov't Collects More than Metadata

	Total %	Rep %	Dem %	Ind %
<i>Gov't data collection program ...</i>				
Approve	50	44	57	47
Disapprove	44	50	36	48
Don't know	6	6	6	4
	100	100	100	100
<i>% who say ...</i>				
Courts do not provide adequate limits on gov't data collection	56	59	51	59
Gov't also using data for purposes other than terrorism investigations	70	78	60	74
Gov't also collecting what is being said in calls and emails	63	64	58	67
Gov't listened or read your calls and emails	27	27	23	29

PEW RESEARCH CENTER July 17-21, 2013.  
 Figures may not add to 100% because of rounding.

---



Republicans and Republican-leaning independents who agree with the Tea Party strongly disapprove of the NSA program. Overall, 62% of Tea Party Republicans disapprove of the government's data collection program, while just 34% approve. By contrast, Republicans and Republican leaners who do not agree with the Tea Party are divided in their views of the program (51% approve, 45% disapprove).

Tea Party Republicans also express far more concern about the scope of the program. For example, fully 87% of Tea Party Republicans believe the government uses the data it collects for purposes other than terrorism investigations. When asked what other purposes the data is used for, the top answer among Tea Party Republicans – volunteered by 32% – is that the data is used to pursue political objectives or to target political opponents.

---

### Tea Party Republicans Deeply Skeptical of NSA Program

*Among Republicans and Rep-leaning independents*

	<b>Agree with Tea Party</b>	<b>Disagree/No opinion</b>
	%	%
<i>The surveillance program...</i>		
Approve	34	51
Disapprove	62	45
Don't know	4	4
	100	100
<i>The data is...</i>		
Used for other purposes	87	71
Only used to investigate terrorism	9	23
Don't know	4	7
	100	100

*Among those who say "other purposes," percent who say the data is used to target opponents or for political ends (open-ended)*

32	13
----	----

PEW RESEARCH CENTER July 17-21, 2013. Q21, Q23, Q24.

---

## Should the Media Report on Government Anti-Terror Methods?

The public is divided over whether the news media should report on information it obtains about the secret methods the government is using to fight terrorism. About half (47%) say that the media should report on the government's secret methods, while the same percentage says they should not; overall opinion on this question is little changed from May 2006.

Both Republicans and Democrats are split on this issue – 43% of Republicans and 45% of Democrats say the media should report on secret methods to fight terrorism, while 51% of both parties say that they should not.

In 2006, there were large partisan differences on this question. At that time, Democrats thought the media should report this information by a 59%-38% margin. Most Republicans (68%) thought the news media should not report on government anti-terrorism methods, while just 26% thought that they should.

### Public Divided on Media Reporting of Secret Anti-Terror Tactics

*Should media report secret methods gov't is using to fight terrorism?*

	<b>Yes, should</b>	<b>No, should not</b>	<b>DK</b>
	%	%	%
Total	47	47	6=100
Men	53	41	6=100
Women	41	54	5=100
College grad+	55	39	6=100
Some college	40	54	6=100
HS or less	47	48	5=100
Republican	43	51	6=100
Democrat	45	51	4=100
Independent	51	44	5=100

PEW RESEARCH CENTER July 17-21, 2013. Q27.  
Figures may not add to 100% because of rounding.

### Shifting Partisan Views on Reporting Secret Terror Tactics

<i>% saying news media should report on secret methods gov't uses to fight terrorism</i>	<b>May 2006</b>	<b>July 2013</b>	<b>Change</b>
	%	%	
Total	47	47	0
Republican	26	43	+17
Democrat	59	45	-14
Independent	53	51	-2
<b>Rep-Dem diff</b>	<b>-33</b>	<b>-2</b>	

PEW RESEARCH CENTER July 17-21, 2013. Q27.  
2006 data from Gallup/USA TODAY.  
Figures may not add to 100% because of rounding.

## On Terrorism, Concerns about Both Government and Media

The public's division of opinion on whether or not the media should report the government's anti-terror methods is informed by the fact that majorities agree both with two separate statements: that the government is too secretive *and* that media reports can harm anti-terror programs.

When asked if the media reports too much information that can harm the government's anti-terrorism programs, 53% of the public agrees with this statement, while 43% disagree. At the same time, most (56%) also agree that the government keeps too much information about its anti-terrorism programs secret from the public.

Comparable majorities of both Republicans and Democrats express concerns that the media reports too much information that can harm government anti-terrorism programs and that the government keeps too much information about anti-terrorism programs secret from the public.

Overall, 28% of respondents agree with both statements. Among this group slightly more (55%) say the media should not report on the government's secret anti-terrorism methods, while 41% say that they should.

---

### Majorities Say Media Discloses Too Much, Gov't Classifies Too Much

	Agree %	Dis- agree %	DK %
Media reports too much information that can harm gov't anti-terror programs	53	43	4=100
Gov't keeps too much info about anti-terror programs secret from the public	56	39	4=100
<i>Percent agreeing with both statements</i>	28		

PEW RESEARCH CENTER July 17-21, 2013. Q58.

---

## Age and Views of Civil Liberties, Gov't Surveillance

As noted, young people are more likely than older people to express concern that the government's anti-terrorism policies go too far in restricting civil liberties.

And majorities of those under 30 (55%), as well those 30 to 49 (53%), say the news media should report on secret methods the government uses to fight terrorism. Older Americans are more opposed to the media covering secret anti-terror tactics.

Yet the large age differences about civil liberties, security and secrecy don't translate into an equally sizeable divide over the NSA surveillance program itself.

About as many young people

approve (46%) as disapprove (49%) of the government's data collection program. The age differences in overall opinions about the program are modest, with about half in older age groups approving of the program.

### Young People Concerned about Civil Liberties, Media Freedom, Divide Evenly over Surveillance

<i>Concerns you more about government's anti-terrorism policies ...</i>	<b>18-29</b> %	<b>30-49</b> %	<b>50-64</b> %	<b>65+</b> %	<b>Young-old diff</b>
Have gone too far in restricting civil liberties	60	48	44	33	+27
Have not gone far enough to protect the country	29	36	36	42	-13
<i>Should media report secret methods government is using to fight terrorism?</i>					
Yes, should	55	53	42	35	+20
No should not	42	43	51	56	-14
<i>News media reports can harm anti-terror programs</i>					
Agree	42	53	59	60	-18
Disagree	54	45	37	34	+20
<i>Government keeps too much info about anti-terror programs secret</i>					
Agree	64	57	56	51	+13
Disagree	33	40	40	42	-9
<i>Government's collection of phone and internet data as part of anti-terrorism efforts</i>					
Approve	46	49	51	51	-5
Disapprove	49	47	43	39	+10

PEW RESEARCH CENTER July 17-21, 2013. Figures read down, percent offering no opinion not shown.

## About the Survey

The analysis in this report is based on telephone interviews conducted July 17-21, 2013 among a national sample of 1,480 adults, 18 years of age or older, living in all 50 U.S. states and the District of Columbia (750 respondents were interviewed on a landline telephone, and 730 were interviewed on a cell phone, including 382 who had no landline telephone). The survey was conducted by interviewers at Princeton Data Source under the direction of Princeton Survey Research Associates International. A combination of landline and cell phone random digit dial samples were used; both samples were provided by Survey Sampling International. Interviews were conducted in English and Spanish. Respondents in the landline sample were selected by randomly asking for the youngest adult male or female who is now at home. Interviews in the cell sample were conducted with the person who answered the phone, if that person was an adult 18 years of age or older. For detailed information about our survey methodology, see <http://people-press.org/methodology/>

The combined landline and cell phone sample are weighted using an iterative technique that matches gender, age, education, race, Hispanic origin and nativity and region to parameters from the 2011 Census Bureau's American Community Survey and population density to parameters from the Decennial Census. The sample also is weighted to match current patterns of telephone status and relative usage of landline and cell phones (for those with both), based on extrapolations from the 2012 National Health Interview Survey. The weighting procedure also accounts for the fact that respondents with both landline and cell phones have a greater probability of being included in the combined sample and adjusts for household size among respondents with a landline phone. Sampling errors and statistical tests of significance take into account the effect of weighting. The following table shows the unweighted sample sizes and the error attributable to sampling that would be expected at the 95% level of confidence for different groups in the survey:

<b>Group</b>	<b>Unweighted sample size</b>	<b>Plus or minus...</b>
Total sample	1,480	3.0 percentage points
18-29	233	7.5 percentage points
30-49	349	6.1 percentage points
50-64	468	5.3 percentage points
65+	405	5.7 percentage points
Republican	318	6.4 percentage points
Democrat	446	5.4 percentage points
Independent	644	4.5 percentage points
<i>Among Republicans and Rep-leaning Independents</i>		
Tea Party	242	7.3 percentage points
Non-Tea Party	320	6.4 percentage points

Sample sizes and sampling errors for other subgroups are available upon request.

In addition to sampling error, one should bear in mind that question wording and practical difficulties in conducting surveys can introduce error or bias into the findings of opinion polls.

© Pew Research Center, 2013

**PEW RESEARCH CENTER FOR THE PEOPLE & THE PRESS**  
**JULY 2013 POLITICAL SURVEY**  
**FINAL TOPLINE**  
**July 17-21, 2013**  
**N=1,480**

**QUESTIONS 1-3, 5, 7 PREVIOUSLY RELEASED**  
**NO QUESTIONS 4, 6, 8**

**ASK ALL:**

Q.9 In general, how well do you think the U.S. government is doing in reducing the threat of terrorism?  
**[READ]**

	Very <u>well</u>	Fairly <u>well</u>	Not <u>too well</u>	Not at <u>all well</u>	<b>(VOL.)</b> DK/Ref
Jul 17-21, 2013	20	47	21	9	3
Aug 17-21, 2011	27	49	16	6	2
Oct 13-18, 2010	15	54	17	10	4
Jan 6-10, 2010	15	50	21	12	2
Oct 28-Nov 8, 2009	20	53	14	8	4
Mar 31-Apr 21, 2009	19	56	15	5	5
Feb 4-8, 2009	22	49	16	6	7
Late February, 2008	21	45	19	12	3
January, 2007	17	37	27	17	2
December, 2006	17	48	21	11	3
August, 2006	22	52	16	8	2
February, 2006	16	52	20	10	2
January, 2006	16	50	20	9	5
Late October, 2005	17	50	22	9	2
July, 2005	17	53	19	8	3
July, 2004	18	53	17	8	4
August, 2003	19	56	16	7	2
Early November, 2002 (RVs)	15	54	19	8	4
June, 2002	16	60	16	4	4
Early November, 2001	35	46	9	5	5
October 15-21, 2001	38	46	9	4	3
October 10-14, 2001	48	40	6	2	4

**ASK ALL:**

Q.10 What concerns you more about the government's anti-terrorism policies? **[READ AND RANDOMIZE]**

	Have gone too far in restricting <u>civil liberties</u>	Have not gone far enough <u>to protect county</u>	<b>(VOL.)</b> Both/Neither/ Approve <u>of policies</u>	<b>(VOL.)</b> DK/Ref
Jul 17-21, 2013	47	35	11	7
Oct 13-18, 2010	32	47	11	10
Jan 6-10, 2010	27	58	8	8
Oct 28-Nov 8, 2009	36	40	13	11
Feb 4-8, 2009 <sup>1</sup>	36	42	9	13
Late February, 2008	36	47	9	8
August, 2006	26	55	11	8
February, 2006	33	50	10	7
January, 2006	33	46	12	9
Late October, 2005	34	48	10	8
July, 2005	31	52	10	7
July, 2004	29	49	11	11

<sup>1</sup> In February 4-8, 2009 the question asked whether the policies "go too far in restricting the average person's civil liberties" or "do not go far enough to adequately protect the country."

**NO QUESTIONS 11-14, 17-19**  
**QUESTIONS 15-16 HELD FOR FUTURE RELEASE**

**ASK ALL:**

On a different subject,

Q.20 How much, if anything, have you heard about the government collecting information about telephone calls, e-mails and other online communications as part of efforts to monitor terrorist activity? Have you heard ... **[READ IN ORDER]**?

Jul 17-21		(U)	Jun 12-16
<u>2013</u>			<u>2013</u>
49	A lot		51
39	A little, or		35
12	Nothing at all		14
*	Don't know/Refused <b>(VOL.)</b>		1

**ASK ALL:**

Q.21 Overall, do you approve or disapprove of the government's collection of telephone and internet data as part of anti-terrorism efforts?

Jul 17-21		(U)	Jun 12-16
<u>2013</u>			<u>2013</u>
50	Approve		48
44	Disapprove		47
6	Don't know/Refused <b>(VOL.)</b>		4

**ASK ALL:**

Thinking about the data the government collects as part of anti-terrorism efforts ...

Q.22 Do you think federal courts do or do not provide adequate limits on what telephone and internet data the government can collect?

Jul 17-21		
<u>2013</u>		
30	Do provide adequate limits on what government can collect	
56	Do not provide adequate limits on what government can collect	
15	Don't know/Refused <b>(VOL.)</b>	

**ASK ALL:**

Q.23 Do you think this government data collection effort is only being used to investigate terrorism, or do you think the government uses this data for purposes other than terrorism investigations?

Jul 17-21		
<u>2013</u>		
22	Only being used to investigate terrorism	
70	The government uses this data for purposes other than terrorism investigations	
7	Don't know/Refused <b>(VOL.)</b>	



**ASK IF 'OTHER PURPOSES' IN Q.23 (Q.23=2) [N=978]:**

Q.24 And what other purposes do you think the government is using this data for? [**OPEN-END. ACCEPT UP TO THREE RESPONSES**]

Jul 17-21

2013

19	To control/spy/be nosy
16	To gather evidence on non-terror crimes
14	General purposes/monitoring
13	Political agenda/targeting
10	Whatever they want
2	Marketing/to sell information
2	For protection/national security
1	Tax purposes
1	Targeting interest and religious groups
2	Other targeting/profiling
3	Other
22	Don't know/Refused ( <b>VOL.</b> )

Total exceeds 100% because of multiple responses.

**ASK ALL:**

Q.25 Just your impression, does this government program only collect data such as phone numbers and e-mail addresses, or is it also collecting what's actually being said in the calls and e-mails?

**ASK IF 'ALSO COLLECTING WHAT'S BEING SAID' IN Q.25 (Q.25=2) [N=880]:**

Q.26 Do you think the government has listened to YOUR telephone calls or read YOUR e-mails as part of this data collection program, or not?

Jul 17-21

2013

18	Only data such as phone numbers and e-mail addresses
63	Also collecting what is being said
27	Yes, government has listened to own calls or read own e-mails
28	No, government has not listened to own calls or read own e-mails
8	Don't know/Refused ( <b>VOL.</b> )
18	Don't know/Refused ( <b>VOL.</b> )

**ASK ALL:**

Q.27 Do you think the news media should – or should not – report information it obtains about the secret methods the government is using to fight terrorism?

Jul 17-21

2013

47	Yes, should
47	No, should not
6	Don't know/Refused ( <b>VOL.</b> )

Gallup/USA Today

May 2006

47
49
4

**NO QUESTIONS 28-32, 35-39, 41-45, 53-54, 56-57****QUESTIONS 33-34 PREVIOUSLY RELEASED****QUESTIONS 40, 46-52, 55 HELD FOR FUTURE RELEASE****ASK ALL:**

Q.58 Please tell me whether you agree or disagree with each of the following statements. First, [**INSERT ITEM, RANDOMIZE**]: do you agree or disagree? How about [**NEXT ITEM**]? [**REPEAT AS NECESSARY**: Do you agree or disagree?]

	<u>Agree</u>	<u>Disagree</u>	<u>(VOL.) DK/Ref</u>
a. The news media reports too much information that can harm the effectiveness of the government's anti-terrorism programs Jul 17-21, 2013	53	43	4

## Q.58 CONTINUED...

	<u>Agree</u>	<u>Disagree</u>	<u>(VOL.) DK/Ref</u>
b. The government keeps too much information about its anti-terrorism programs secret from the public Jul 17-21, 2013	56	39	4

**NO QUESTIONS 59-60, 62, 65, 67**  
**QUESTIONS 61, 63-64 HELD FOR FUTURE RELEASE**  
**QUESTION 66 PREVIOUSLY RELEASED**

**ASK ALL:**

Next,

PARTY In politics TODAY, do you consider yourself a Republican, Democrat, or independent?

**ASK IF INDEP/NO PREF/OTHER/DK/REF (PARTY=3,4,5,9):**

PARTYLN As of today do you lean more to the Republican Party or more to the Democratic Party?

	<u>Republican</u>	<u>Democrat</u>	<u>Independent</u>	<u>(VOL.) No preference</u>	<u>(VOL.) Other party</u>	<u>(VOL.) DK/Ref</u>	<u>Lean Rep</u>	<u>Lean Dem</u>
Jul 17-21, 2013	19	29	46	3	*	2	19	18
Jun 12-16, 2013	23	33	39	3	*	2	17	15
May 1-5, 2013	25	32	37	2	1	3	14	16
Mar 13-17, 2013	26	33	34	3	1	3	14	15
Feb 13-18, 2013	22	32	41	2	*	2	15	19
Jan 9-13, 2013	25	32	38	2	*	2	15	16
Dec 17-19, 2012	21	32	38	4	*	4	15	14
Dec 5-9, 2012	23	33	38	3	1	2	14	19
Oct 31-Nov 3, 2012	26	34	34	3	1	3	13	16
Oct 24-28, 2012	28	33	33	4	*	2	12	16
Oct 4-7, 2012	27	31	36	3	1	3	15	15
Sep 12-16, 2012	24	35	36	2	*	2	14	16
Jul 16-26, 2012	22	33	38	4	*	3	14	15
<b>Yearly Totals</b>								
2012	24.7	32.6	36.4	3.1	.5	2.7	14.4	16.1
2011	24.3	32.3	37.4	3.1	.4	2.5	15.7	15.6
2010	25.2	32.7	35.2	3.6	.4	2.8	14.5	14.1
2009	23.9	34.4	35.1	3.4	.4	2.8	13.1	15.7
2008	25.7	36.0	31.5	3.6	.3	3.0	10.6	15.2
2007	25.3	32.9	34.1	4.3	.4	2.9	10.9	17.0
2006	27.8	33.1	30.9	4.4	.3	3.4	10.5	15.1
2005	29.3	32.8	30.2	4.5	.3	2.8	10.3	14.9
2004	30.0	33.5	29.5	3.8	.4	3.0	11.7	13.4
2003	30.3	31.5	30.5	4.8	.5	2.5	12.0	12.6
2002	30.4	31.4	29.8	5.0	.7	2.7	12.4	11.6
2001	29.0	33.2	29.5	5.2	.6	2.6	11.9	11.6
2001 Post-Sept 11	30.9	31.8	27.9	5.2	.6	3.6	11.7	9.4
2001 Pre-Sept 11	27.3	34.4	30.9	5.1	.6	1.7	12.1	13.5
2000	28.0	33.4	29.1	5.5	.5	3.6	11.6	11.7
1999	26.6	33.5	33.7	3.9	.5	1.9	13.0	14.5
1998	27.9	33.7	31.1	4.6	.4	2.3	11.6	13.1
1997	28.0	33.4	32.0	4.0	.4	2.3	12.2	14.1
1996	28.9	33.9	31.8	3.0	.4	2.0	12.1	14.9
1995	31.6	30.0	33.7	2.4	.6	1.3	15.1	13.5
1994	30.1	31.5	33.5	1.3	--	3.6	13.7	12.2
1993	27.4	33.6	34.2	4.4	1.5	2.9	11.5	14.9
1992	27.6	33.7	34.7	1.5	0	2.5	12.6	16.5
1991	30.9	31.4	33.2	0	1.4	3.0	14.7	10.8
1990	30.9	33.2	29.3	1.2	1.9	3.4	12.4	11.3
1989	33	33	34	--	--	--	--	--
1987	26	35	39	--	--	--	--	--

**QUESTIONS 68-71, 73-79 HELD FOR FUTURE RELEASE  
NO QUESTIONS 72, 80-82**

**ASK ALL:**

TEAPARTY2 From what you know, do you agree or disagree with the Tea Party movement, or don't you have an opinion either way?

	<u>Agree</u>	<u>Disagree</u>	<u>No opinion either way</u>	<b>(VOL.)</b> <u>Haven't heard of</u>	<b>(VOL.)</b> <u>Refused</u>	<i>Not heard of/ DK</i>
Jul 17-21, 2013	18	25	52	4	1	--
Jun 12-16, 2013	22	29	46	2	2	--
May 23-26, 2013	17	20	56	3	4	--
Feb 14-17, 2013	19	26	52	2	1	--
Dec 5-9, 2012	18	29	50	2	1	--
Oct 31-Nov 3, 2012 (RVs)	19	29	47	1	3	--
Oct 4-7, 2012	19	25	52	2	2	--
Sep 12-16, 2012	18	26	53	2	2	--
Jul 16-26, 2012	16	27	54	2	1	--
Jun 28-Jul 9, 2012	19	27	49	3	2	--
Jun 7-17, 2012	21	25	52	2	1	--
May 9-Jun 3, 2012	16	25	54	2	3	--
Apr 4-15, 2012	20	26	50	3	2	--
Mar 7-11, 2012	19	29	48	2	2	--
Feb 8-12, 2012	18	25	53	2	2	--
Jan 11-16, 2012	20	24	52	2	2	--
Jan 4-8, 2012	18	25	52	2	3	--
Dec 7-11, 2011	19	27	50	2	2	--
Nov 9-14, 2011	20	27	51	1	1	--
Sep 22-Oct 4, 2011	19	27	51	2	1	--
Aug 17-21, 2011	20	27	50	1	1	--
Jul 20-24, 2011	20	24	53	1	1	--
Jun 15-19, 2011	20	26	50	3	2	--
May 25-30, 2011	18	23	54	2	2	--
Mar 30-Apr 3, 2011	22	29	47	1	1	--
Mar 8-14, 2011	19	25	54	1	1	--
Feb 22-Mar 1, 2011	20	25	52	2	2	--
Feb 2-7, 2011 <sup>2</sup>	22	22	53	2	2	--
Jan 5-9, 2011	24	22	50	2	1	--
Dec 1-5, 2010	22	26	49	2	2	--
Nov 4-7, 2010	27	22	49	1	1	--
Oct 27-30, 2010 (RVs)	29	25	32	--	1	13
Oct 13-18, 2010 (RVs)	28	24	30	--	1	16
Aug 25-Sep 6, 2010 (RVs)	29	26	32	--	1	13
Jul 21-Aug 5, 2010	22	18	37	--	1	21
Jun 16-20, 2010	24	18	30	--	*	27
May 20-23, 2010	25	18	31	--	1	25
Mar 11-21, 2010	24	14	29	--	1	31

**QUESTION 83 HELD FOR FUTURE RELEASE**

**Key to Pew Research trends noted in the topline:**

(U) Pew Research Center/USA Today polls

<sup>2</sup>

In the February 2-7, 2011, survey and before, question read "...do you strongly agree, agree, disagree or strongly disagree with the Tea Party movement..." In October 2010 and earlier, question was asked only of those who had heard or read a lot or a little about the Tea Party. In May 2010 through October 2010, it was described as: "the Tea Party movement that has been involved in campaigns and protests in the U.S. over the past year." In March 2010 it was described as "the Tea Party protests that have taken place in the U.S. over the past year."