

FOR RELEASE July 28, 2014

Hamas Seen as More to Blame Than Israel for Current Violence

Deep Partisan Divide in Reactions to Mideast Fighting

**FOR FURTHER INFORMATION
ON THIS REPORT:**

Carroll Doherty, Director of Political Research

Alec Tyson, Senior Researcher

202.419.4372

www.pewresearch.org

Hamas Seen as More to Blame Than Israel for Current Violence

Deep Partisan Divide in Reactions to Mideast Fighting

As fighting continues to rage in Gaza amid calls for a cease-fire, about twice as many Americans say Hamas (40%) as Israel (19%) is responsible for the current violence.

Just a quarter (25%) believe that Israel has gone too far in responding to the conflict; far more think Israel's response has been about right (35%) or that it has not gone far enough (15%).

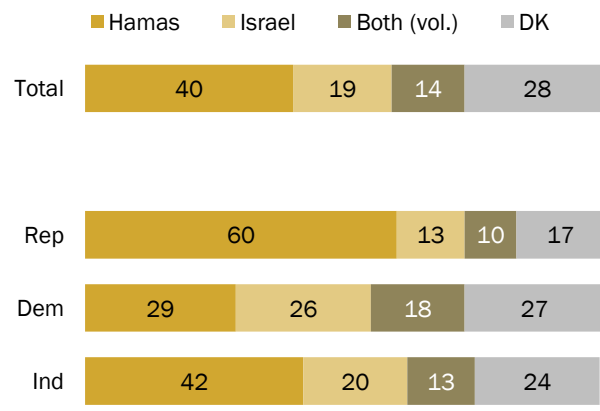
The new national survey by the Pew Research Center, conducted July 24-27 among 1,005 adults, finds substantial partisan divisions over which side is most responsible for the violence and Israel's response to the conflict.

A majority of Republicans (60%) say Hamas is most responsible for the current violence. Democrats are divided: 29% say Hamas is more responsible, 26% Israel, while 18% volunteer that both sides are responsible.

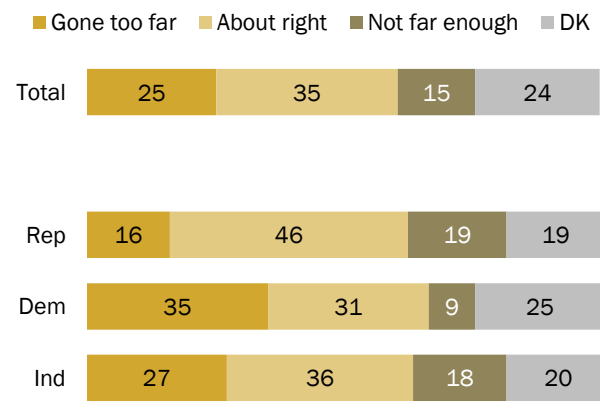
There also are deep differences over Israel's response to the conflict: Nearly half of Republicans (46%) say Israel's response has been about right while another 19% say it has not gone far enough; just 16% think Israel's response has been excessive. Among Democrats, as many say Israel has gone too far (35%) as say its response has been about right (31%); 9% say Israel has not gone far enough.

Republicans Say Hamas Is Responsible for Violence; Democrats Are Divided

Who is most responsible for current violence?



Israel's response to conflict with Hamas ...



Survey conducted July 24-27, 2014. Figures may not add to 100% because of rounding.

PEW RESEARCH CENTER

A Pew Research Center survey [conducted earlier this month](#) found that the partisan gap in Mideast sympathies is as wide as it has been at any point since the late 1970s. Nearly three quarters of Republicans (73%) said they sympathize more with Israel than the Palestinians, compared with 45% of independents and 44% of Democrats.

Views of Israel's Response to the Conflict

There are broad demographic divides in views of Israel's response to the conflict that go beyond party identification.

By about two-to-one (40% to 22%), more whites consider Israel's response to the current conflict about right than say it has gone too far. By contrast, blacks and Hispanics are about as likely to say Israel's response has gone too far as to say it has been appropriate (36%-27% and 35%-28%, respectively).

Older Americans have long offered more support for Israel than younger adults. In the current survey, a 39% plurality of those over 50 say Israel's response to the conflict has been about right, compared with 22% who say it has gone too far. Among those under 50, about as many say Israel's actions have been excessive (29%) as appropriate (33%).

College graduates are roughly divided between viewing the Israeli response as having gone too far (32%) and saying it has been about right (36%). Among those with less education, pluralities say the response from Israel has been appropriate.

Liberal Democrats are among the most likely to view Israel's response as excessive: 44% say they have gone too far in the conflict with Hamas, compared to 33% who say the response

Younger Adults Divided over Israel's Response in Conflict with Hamas

Israel's response to conflict with Hamas ...

	Gone too far %	About right %	Not gone far enough %	DK %
Total	25	35	15	24=100
Men	26	37	18	19=100
Women	25	34	11	29=100
White	22	40	15	24=100
Black	36	27	12	26=100
Hispanic	35	28	12	26=100
18-29	29	31	7	32=100
30-49	30	34	16	21=100
50-64	22	39	16	23=100
65+	22	39	18	21=100
College grad+	32	36	12	20=100
Some college	22	37	17	24=100
HS or less	25	35	14	27=100
Republican	16	46	19	19=100
Conservative	10	51	21	18=100
Democrat	35	31	9	25=100
Liberal	44	33	7	17=100
Independent	27	36	18	20=100

Survey conducted July 24-27, 2014. Figures may not add to 100% because of rounding. Whites and blacks include only those who are not Hispanic; Hispanics are of any race.

PEW RESEARCH CENTER

has been about right. At the other end of the spectrum, 51% of conservative Republicans say Israel's response has been about right; just 10% say it has gone too far.

When fighting flared between Israel and Hamas in January 2009, 50% said the Israeli response to the conflict was about right compared with 24% who thought it went too far; just 7% thought Israel did not go far enough.

And in August 2006, amid fighting between Israel and Hezbollah, the plurality view also was that Israel's response was appropriate (44%). About a quarter said it had gone too far (23%), compared with 15% who said it had not gone far enough.

Views of Israel's Response to Conflicts Past and Present

Israel's response to conflicts ...

	August 2006*	Jan 2009	July 2014
	%	%	%
Gone too far	23	24	25
About right	44	50	35
Not gone far enough	15	7	15
Don't know	<u>18</u>	<u>19</u>	<u>24</u>
	100	100	100

Survey conducted July 24-27, 2014.

Figures may not add to 100% because of rounding.

* August 2006 survey asked about conflict between Israel and Hezbollah militants.

PEW RESEARCH CENTER

Who Is More Responsible for Current Violence?

As with views of Israel's response toward Hamas, there are significant divides in views over who is most responsible for the current violence.

Overall, 47% of whites say Hamas is most responsible for the violence, compared with just 14% who blame Israel. By contrast, as many blacks blame Israel (27%) as Hamas (25%) for the fighting; and Hispanics are somewhat more likely to say Israel is to blame (35%) than Hamas (20%).

Among Americans under 30, 29% say Israel is most responsible for the current violence compared with 21% who blame Hamas. Pluralities of all other age groups lay more blame for the violence with Hamas, than Israel. Those ages 30-49 are more likely to blame Hamas for the fighting (37%-20%) even though they are split over whether Israel's response has been appropriate or excessive (34%-30%).

Liberal Democrats are evenly divided with 30% blaming Israel for the violence and 30% blaming Hamas. Conservative Republicans give more blame to Hamas than Israel by a wide 70%-6% margin.

Hamas Widely Seen as More Responsible for Current Violence

Most responsible for current violence ...

	Israel %	Hamas %	(Vol.) Both %	DK %
Total	19	40	14	28=100
Men	19	44	14	24=100
Women	19	35	14	32=100
White	14	47	13	25=100
Black	27	25	19	29=100
Hispanic	35	20	11	34=100
18-29	29	21	15	35=100
30-49	20	37	14	29=100
50-64	14	47	13	26=100
65+	15	53	11	21=100
College grad+	18	42	16	25=100
Some college	17	43	15	24=100
HS or less	22	35	11	32=100
Republican	13	60	10	17=100
Conservative	6	70	9	16=100
Democrat	26	29	18	27=100
Liberal	30	30	17	22=100
Independent	20	42	13	24=100

Survey conducted July 24-27, 2014. Figures may not add to 100% because of rounding. Whites and blacks include only those who are not Hispanic; Hispanics are of any race.

PEW RESEARCH CENTER

The Week's News

News about the fighting between Israel and Hamas vied with the situation at the U.S. border and a downed Malaysia Airlines plane in Ukraine as the public's top news story last week.

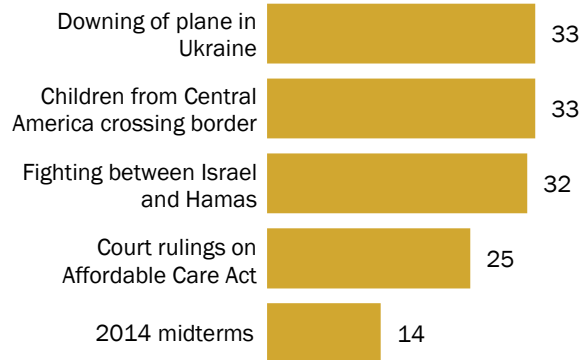
A third of the public (33%) is very closely following the investigation into the downing of the airplane in Ukraine. Just as many (33%) are paying close attention to news about children from Central America crossing the U.S.-Mexico border, and 32% are following the fighting between Israel and Hamas very closely. Fewer Americans tracked news about the recent court rulings on the Affordable Care Act (25%) and the 2014 congressional midterms (14%).

While young people typically express lower levels of interest in news stories than older adults, the age differences are especially large when it comes to news about the U.S.-Mexico border, the downed Malaysia Airlines plane and fighting between Israel and Hamas. Roughly two-in-ten adults ages 18-29 are closely following each of those stories, compared with about half of those ages 65 and older.

There also are ideological differences in interest in the week's news stories, especially when it comes to news about Central American children crossing the border. About four-in-ten conservative Republicans (42%) are closely following news about the situation at the U.S.-Mexico border, compared with 27% of liberal

Similar Interest in Plane Downing, Border Crossings, Israel/Hamas Conflict

% following each story very closely



Survey conducted July 24-27, 2014.

PEW RESEARCH CENTER

Conservative Reps Following Border News More than Liberal Dems

% following each story very closely

	Downed plane	Border crossing	Israel/Hamas	ACA rulings	Mid-terms
	%	%	%	%	%
Total	33	33	32	25	14
18-29	20	19	23	16	7
30-49	33	29	29	25	13
50-64	35	37	33	29	16
65+	48	49	47	29	18
Old-young diff	+28	+30	+24	+13	+11
Republican	36	36	37	27	17
Conservative	39	42	38	31	19
Democrat	31	28	28	24	11
Liberal	32	27	32	20	9
Independent	35	36	35	27	15
Rep-Dem diff	+5	+8	+9	+3	+6

Survey conducted July 24-27, 2014.

PEW RESEARCH CENTER

Democrats.

Hispanics are no more likely to be closely following news about the border (28%) than are non-Hispanic whites (34%) and non-Hispanic blacks (32%).

About the Survey

The analysis in this report is based on telephone interviews conducted July 24-27, 2014 among a national sample of 1,005 adults 18 years of age or older living in the continental United States (503 respondents were interviewed on a landline telephone, and 502 were interviewed on a cell phone, including 292 who had no landline telephone). The survey was conducted by interviewers at Princeton Data Source and MKTG under the direction of Princeton Survey Research Associates International. A combination of landline and cell phone random digit dial samples were used; both samples were provided by Survey Sampling International. Interviews were conducted in English and Spanish. Respondents in the landline sample were selected by randomly asking for the youngest adult male or female who is now at home. Interviews in the cell sample were conducted with the person who answered the phone, if that person was an adult 18 years of age or older. For detailed information about our survey methodology, see: <http://people-press.org/methodology/>.

The combined landline and cell phone sample are weighted using an iterative technique that matches gender, age, education, race, Hispanic origin and region to parameters from the 2012 Census Bureau's American Community Survey and population density to parameters from the Decennial Census. The sample also is weighted to match current patterns of telephone status, based on extrapolations from the 2013 National Health Interview Survey. The weighting procedure also accounts for the fact that respondents with both landline and cell phones have a greater probability of being included in the combined sample and adjusts for household size among respondents with a landline phone. Sampling errors and statistical tests of significance take into account the effect of weighting.

The following table shows the unweighted sample sizes and the error attributable to sampling that would be expected at the 95% level of confidence for different groups in the survey:

Group	Unweighted sample size	Plus or minus ...
Total sample	1,005	3.6 percentage points
Republican	244	7.4 percentage points
Conservative Rep	171	8.8 percentage points
Democrat	296	6.7 percentage points
Liberal Dem	132	10.0 percentage points
Independent	320	6.4 percentage points

Sample sizes and sampling errors for other subgroups are available upon request. In addition to sampling error, one should bear in mind that question wording and practical difficulties in conducting surveys can introduce error or bias into the findings of opinion polls.

PEW RESEARCH CENTER
July 24-27, 2014 OMNIBUS
FINAL TOPLINE
N=1,005

ASK ALL:

PEW.1 As I read a list of some stories covered by news organizations this past week, please tell me if you happened to follow each news story very closely, fairly closely, not too closely, or not at all closely. First, **[INSERT ITEM; RANDOMIZE] [IF NECESSARY "Did you follow [ITEM] very closely, fairly closely, not too closely or not at all closely?"]**

	<u>Very closely</u>	<u>Fairly closely</u>	<u>Not too closely</u>	<u>Not at all closely</u>	(VOL.) DK/Ref
a. Continued fighting between Israel and Hamas July 24-27, 2014	32	30	18	19	1
TRENDS FOR COMPARISON:					
November 15-18, 2012: <i>Renewed violence between Israel and the Palestinians</i>	27	22	24	26	1
May 26-29, 2011: <i>Debate about how to resolve the Israeli-Palestinian dispute</i>	18	23	24	34	*
September 30-October 3, 2010: <i>Israeli-Palestinian peace talks</i>	11	26	29	24	1
September 16-19, 2010: <i>Renewed violence between Israel and the Palestinians</i>	13	21	26	40	*
September 2-6, 2010: <i>Israeli-Palestinian peace talks in Washington</i>	14	24	27	35	1
March 26-29, 2010: <i>Reports about tensions between Israel and the United States</i>	20	27	21	31	1
March 19-22, 2010: <i>Reports about tensions in the Middle East between Israelis and Palestinians</i>	15	28	27	30	1
June 19-22, 2009: <i>The situation between Israelis and Palestinians</i>	15	26	30	29	1
January 23-26, 2009: <i>Conflict between the Israeli military and Hamas forces in Gaza</i>	31	31	18	20	*
January 16-19, 2009	24	31	22	22	1
January 9-12, 2009	34	35	18	13	0
January 2-4, 2009	28	32	22	18	*
March 7-10, 2008: <i>Continued violence in the Middle East between the Palestinians and the Israelis</i>	20	33	26	21	*
January 11-14, 2008: <i>News about President Bush attending peace talks in Israel</i>	16	30	23	30	1
Nov. 30-Dec. 3, 2007: <i>The Middle East Peace Summit in Annapolis, Maryland</i>	11	25	24	39	1
August, 2006: <i>The military conflict between Israel and Hezbollah forces in Lebanon</i>	40	34	14	10	2
September, 2003: <i>Continued violence in the Middle East between the Palestinians and the Israelis</i>	31	36	20	13	*
June, 2003: <i>President Bush's summit meeting with world leaders and with the prime ministers of Israel and the Palestinian Authority</i>	20	36	24	19	1
Early June, 2003: <i>Continued violence in the Middle East between the Palestinians and the Israelis</i>	26	40	20	13	1
December, 2002	29	36	22	12	1

PEW.1 CONTINUED...

	<u>Very closely</u>	<u>Fairly closely</u>	<u>Not too closely</u>	<u>Not at all closely</u>	(VOL.) <u>DK/Ref</u>
Early October, 2002	32	39	20	8	1
June, 2002	38	33	18	10	1
April, 2002	38	37	14	10	1
Early April, 2002	44	33	13	9	1
December, 2001	31	40	19	9	1
Early September, 2001	21	33	25	20	1
April, 2001: <i>Continued violence in the Middle East</i>	22	34	24	19	1
January, 2001: <i>Renewed efforts at reaching a peace agreement in the Middle East</i>	21	32	29	17	1
Mid-October, 2000: <i>Continued violence in the Middle East between the Palestinians and the Israelis</i>	30	38	18	13	1
Early October, 2000: <i>Renewed violence in the Middle East between the Palestinians and the Israelis</i>	21	30	27	21	1
July, 2000: <i>The Middle East peace summit at Camp David</i>	15	30	24	31	*
November, 1998: <i>The latest Mideast peace agreement between Israel and the Palestinians</i>	18	33	28	19	2
Early October, 1998 (RVs): <i>Renewed efforts at reaching a peace agreement in the Middle East</i>	21	40	27	12	*
January, 1997: <i>Renewed tensions between Israelis and Palestinians over Hebron</i>	12	23	29	35	1
October, 1996: <i>Renewed violence between Israelis & Palestinians on the West Bank and in Jerusalem</i>	17	34	26	23	*
September, 1995: <i>The latest Mideast peace agreement between Israel and the Palestinians</i>	11	32	29	27	1
Late September, 1993: <i>The peace accords between Israel and the PLO</i>	23	33	24	19	1
Early September, 1993: <i>Talks between Israel and the PLO about Arab self-rule for the Gaza Strip and the West Bank town of Jericho</i>	19	31	23	26	1
January, 1993: <i>Israel's expulsion of 400 Moslem fundamentalists following the murder of an Israeli soldier in the West Bank</i>	10	25	31	33	1
October, 1991: <i>President Bush's decision to postpone loan guarantees to Israel</i>	15	25	30	29	1
June, 1990: <i>The incident in Gaza in which a deranged Israeli killed seven Palestinians and the West Bank riots that followed</i>	11	28	30	30	1
May, 1988: <i>The conflict in the Middle East between the Palestinians and the Israelis in the occupied territories</i>	18	37	34	9	2
b. The investigation into the downing of a Malaysia Airlines plane in Ukraine					
July 24-27, 2014	33	35	17	14	1

PEW.1 TRENDS FOR COMPARISON...

	Very closely	Fairly closely	Not too closely	Not at all closely	(VOL.) DK/Ref
April 3-6, 2014: <i>The situation involving Russia and Ukraine</i>	26	31	18	23	2
March 20-23, 2014: <i>Russia taking control of Ukraine's Crimea region</i>	30	33	14	21	1
March 6-9, 2014: <i>Russia sending troops into Ukraine's Crimea region in response to a new Ukrainian government</i>	28	31	17	23	1
February 27-March 2, 2014: <i>Political violence and a new government in Ukraine</i>	19	28	21	31	1
August 29-31, 2008: <i>The ongoing hostilities between Russia and the Republic of Georgia</i>	22	31	26	20	1
August 22-25, 2008	27	39	22	12	*
August 15-18, 2008	35	35	15	15	*
August 8-11, 2008: <i>Russia sending troops into the Republic of Georgia</i>	17	22	23	37	1
c. News about Central American children crossing the U.S.-Mexico border					
July 24-27, 2014	33	30	19	18	1
TREND FOR COMPARISON					
May 27-30, 2010: <i>Barack Obama announcing plans to send 1,200 National Guard troops to the Mexican border</i>	29	25	18	26	1
d. Recent court rulings on the Affordable Care Act, the health care law passed in 2010					
July 24-27, 2014	25	23	20	31	*
TRENDS FOR COMPARISON					
April 3-6, 2014: <i>News about how the rollout of the 2010 health care law is going</i>	25	25	20	29	1
March 20-23, 2014	24	25	22	27	2
March 6-9, 2014	23	27	18	31	2
February 6-9, 2014	23	24	23	30	1
January 2-5, 2014	30	24	18	27	2
December 12-15, 2013	26	26	22	25	1
November 14-17, 2013	37	28	16	19	*
October 31-November 3, 2013: <i>News about health insurance exchanges opening around the country as part of the 2010 health care law</i>	32	32	19	17	*
October 17-20, 2013	33	28	22	17	*
October 3-6, 2013	33	24	22	20	1
August 29-September 1, 2013: <i>News about parts of the health care law that are about to take effect</i>	23	25	21	30	*
July 18-21, 2013	25	25	19	30	*
June 28-July 1, 2012: <i>The Supreme Court decision on the 2010 health care law</i>	45	21	14	19	*
March 29-April 1, 2012: <i>Supreme Court hearings about the 2010 health care reform law</i>	29	27	17	27	*
November 17-20, 2011: <i>The U.S. Supreme Court agreeing to hear legal challenges to last year's health care reform law</i>	18	24	24	33	1

PEW.1 CONTINUED...

	Very closely	Fairly closely	Not too closely	Not at all closely	(VOL.) DK/Ref
February 3-6, 2011: <i>A federal judge ruling that part of the new health care law is unconstitutional</i>	25	28	19	28	1
January 20-23, 2011: <i>News about Republican efforts to repeal last year's health care law</i>	29	29	20	21	1
December 16-19, 2010: <i>A federal judge ruling that parts of the new health care law are unconstitutional</i>	28	24	17	30	1
September 23-26, 2010: <i>News about portions of this year's health care reform law beginning to take effect</i>	37	31	17	14	1
April 16-19, 2010: <i>News about the new health care reform law</i>	40	30	16	14	*
April 9-12, 2010	46	27	15	12	*
April 1-5, 2010	42	27	14	16	*
March 26-29, 2010: <i>Debate over health care reform</i>	49	29	12	10	*
March 19-22, 2010	51	24	11	14	*
March 12-15, 2010	40	31	16	13	*
March 5-8, 2010	42	27	17	15	*
February 26-March 1, 2010	29	29	19	22	*
February 19-22, 2010	33	28	19	19	*
January 29-February 1, 2010	39	27	16	17	*
January 22-25, 2010	41	32	15	11	*
January 15-18, 2010	37	27	19	18	*
January 8-11, 2010	39	26	20	15	*
December 18-21, 2009	42	27	16	14	*
December 11-14, 2009	42	30	15	14	*
December 4-7, 2009	42	28	15	14	1
November 20-23, 2009	42	29	14	15	*
November 13-16, 2009	38	26	17	17	1
November 6-9, 2009	35	28	15	22	1
October 30-November 2, 2009	32	26	19	23	*
October 23-26, 2009	40	27	16	17	1
October 16-19, 2009	36	28	15	21	*
October 9-12, 2009	37	29	14	19	1
October 2-5, 2009	39	29	16	16	*
September 25-28, 2009	45	31	12	12	0
September 18-21, 2009	44	26	19	11	*
September 11-14, 2009	44	27	14	15	*
September 3-6, 2009	40	26	16	17	0
August 28-31, 2009	40	28	17	14	1
August 21-24, 2009	49	24	12	15	1
August 14-17, 2009	39	31	15	15	1
August 7-10, 2009: <i>Debate in Washington over health care reform</i>	40	27	17	15	1
July 31-August 3, 2009	47	26	14	13	1
July 24-27, 2009	44	28	15	13	*
July 17-20, 2009	33	31	13	21	2
July 10-13, 2009	24	29	20	27	*
June 26-29, 2009	29	26	20	25	1
June 19-22, 2009	28	28	20	23	*
June 12-15, 2009	29	26	18	26	*
May 15-18, 2009: <i>Debate over Barack Obama's health care plans</i>	25	30	20	24	*

PEW.1 CONTINUED...

	Very closely	Fairly closely	Not too closely	Not at all closely	(VOL.) DK/Ref
March 6-9, 2009: <i>Obama proposing a \$630 billion fund for overhauling health care</i>	41	32	13	14	*
October, 1994: <i>The debate in Congress about health care reform</i>	32	37	18	12	1
September, 1994: <i>The Clinton administration's health care reform proposals</i>	32	41	18	9	*
June, 1994	34	40	19	7	*
May, 1994	37	37	16	9	1
January, 1994	38	38	15	9	*
Early January, 1994	40	40	14	6	*
December, 1993	45	35	12	7	1
October, 1993	44	32	17	6	1
September, 1993	49	34	11	6	*
August, 1993: <i>Reports about the White House task force on health care reform headed by Hillary Clinton</i>	27	32	25	15	1
June, 1993	28	38	19	15	*
May, 1993	30	30	25	14	1
e. News about this year's congressional elections					
July 24-27, 2014	14	19	29	38	*
June 26-29, 2014	16	23	20	41	1
June 5-8, 2014	14	23	23	38	1
May 15-18, 2014	13	24	25	38	1
March 20-23, 2014	15	22	22	39	1
TRENDS FOR COMPARISON:					
October 28-November 1, 2010	29	30	17	23	1
October 27-30, 2010: <i>News about candidates and election campaigns in your state and district</i>	27	35	17	20	1
October 21-24, 2010: <i>News about this year's congressional elections</i>	30	28	18	23	1
October 13-18, 2010: <i>News about candidates and election campaigns in your state and district</i>	24	34	22	19	1
October 14-17, 2010: <i>News about this year's congressional elections</i>	33	25	19	23	*
October 7-10, 2010	23	27	19	30	1
September 30-October 3, 2010	25	34	19	21	1
September 23-26, 2010	25	33	23	18	1
September 16-19, 2010	23	26	23	27	1
September 9-12, 2010	22	23	21	34	1
September 2-6, 2010	26	24	23	26	1
August 26-29, 2010	20	27	23	28	1
August 19-22, 2010	19	23	24	33	1
August 12-15, 2010	20	22	19	38	1
July 29-August 1, 2010	29	34	22	14	*
July 15-18, 2010	17	23	26	33	1
June 16-20, 2010: <i>News about candidates and election campaigns in your state and district</i>	15	33	31	20	*
June 10-13, 2010: <i>News about this year's congressional elections</i>	20	29	24	27	1
Early October, 2006	21	38	25	15	1

PEW.1 CONTINUED...

	<u>Very closely</u>	<u>Fairly closely</u>	<u>Not too closely</u>	<u>Not at all closely</u>	(VOL.) DK/Ref
Early September, 2006	16	32	28	23	1
August, 2006	20	29	28	22	1
June, 2006	18	30	29	21	2
May, 2006	18	28	30	23	1
Early November, 2002 (RVs)	27	46	18	9	*
Late October, 2002 (RVs)	28	34	24	13	1
Early October, 2002 (RVs)	21	46	22	10	1
Early September, 2002	17	29	29	24	1
Late October, 1998 (RVs)	26	45	20	9	*
Early October, 1998 (RVs)	21	43	24	11	1
Early September, 1998	17	32	28	23	*
Early August, 1998	13	30	28	23	1
June, 1998	9	27	33	30	1
April, 1998 ¹	16	33	24	27	*
November, 1994	18	42	25	15	*
Late October, 1994	14	38	31	16	1
Early October, 1994	23	34	23	19	1
September, 1994	19	34	29	18	*
November, 1990	38	34	17	11	*
October, 1990	18	32	28	22	*

NO QUESTIONS PEW.2-PEW.3**QUESTIONS PEW.4-PEW.5 HELD FOR FUTURE RELEASE****ASK ALL:**

Next,

PEW.6 Over the past few weeks, there has been a significant military conflict between Israel and Hamas [**PRONOUNCED: Ha-Moss**] in the Gaza Strip. Who do you think is most responsible for the current violence? [**READ AND RANDOMIZE**] [**INTERVIEWER INSTRUCTION: If respondent volunteers "both," probe once with "who do you think is most responsible?" before accepting both as a volunteered response**]

July 24-27

2014

19	Israel
40	Hamas
14	Both (VOL.)
28	Don't know/Refused (VOL.)

¹ In April 1998, September 1994 and October 1990, story was listed as "Candidates and election campaigns in your state." In November 1990, story was listed as "Candidates and elections in your state."

PEW.6 TRENDS FOR COMPARISON²...

Over the past few weeks, there has been a significant military conflict between Israel and Hamas in the Gaza Strip. All things considered, who do you think is most responsible for the outbreak of the recent violence? [OPEN END; ACCEPT UP TO THREE RESPONSES BUT DO NOT PROBE FOR MORE THAN ONE. PROBE ONCE FOR CLARITY IF GENERAL RESPONSE]

Jan. 7-11 <u>2009</u>		(escalation of violence between Israel/Hezbollah)		
			<u>Aug 2006</u>	
12	Israel		12	Israel
41	Hamas		42	Hezbollah
5	Both sides		6	Both sides
3	Palestine/Palestinians		5	Lebanon
1	United States/Bush		*	Syria
3	Other		2	Iran
37	Don't know/Refused (VOL.)		2	United States/Bush
			1	Palestinians
			1	Arabs/Muslims/Islam
			*	Terrorists/Extremists
			2	Other
			29	Don't know/Refused (VOL.)

ASK ALL:

PEW.7 What do you think about the way Israel is responding in the current conflict with Hamas in the Gaza Strip? Has Israel gone too far, not gone far enough, or has Israel's response been about right?

TRENDS FOR COMPARISON
(Israel/Hezbollah)

July 24-27 <u>2014</u>		Jan. 7-11 <u>2009</u>	<u>Aug 2006</u>	<u>CBS/NYT</u> <u>July 2006</u>
25	Gone too far	24	23	26
15	Not gone far enough	7	15	9
35	About right	50	44	48
24	Don't know/Refused (VOL.)	19	18	17

ASK ALL:

PARTY In politics TODAY, do you consider yourself a Republican, Democrat, or independent?

ASK IF INDEP/NO PREF/OTHER/DK/REF (PARTY=3,4,5,9):

PARTYLN As of today do you lean more to the Republican Party or more to the Democratic Party?

				(VOL.)	(VOL.)			
				No	Other	(VOL.)	Lean	Lean
				preference	party	DK/Ref	Rep	Dem
July 24-27, 2014	<u>Republican</u>	<u>Democrat</u>	<u>Independent</u>					
	23	28	33	8	1	7	13	13

² Question PEW.6 shows trends for comparable open-end questions asked in 2009 about the conflict between Israel and Hamas in the Gaza Strip and in 2006 about the conflict between Israel and Hezbollah in Lebanon.